

# **VIRTUAL MEDICAL INTERNATIONAL INC (QEBR)**



**NAME: VIRTUAL MEDICAL INTERNATIONAL INC.**

**ADDRESS: 3651 LINDELL ROAD SUITE D639**

**LAS VEGAS, NV, USA 89103**

**WEBSITE:**

**[HTTP://WWW.VIRTUALMEDICALINTL.COM](http://www.virtualmedicalintl.com)**

**CONTACT: 702-589- 3094**

**EMAIL ID: [SJL3000@YAHOO.COM](mailto:SJL3000@YAHOO.COM)**

# COMPANY DETAILS




- Name: Virtual Medical International Inc.
- Address: 3651 Lindell Road Suite D639, Las Vegas, NV, USA 89103
- Website: <http://www.virtualmedicalintl.com>
- Contact: 702-589- 3094
- Email ID: [Sjl3000@yahoo.com](mailto:Sjl3000@yahoo.com)
- Founded: 2007
- Trading Symbol: QEBR

# *QEBR SECURITY DETAILS*

The background is a dark blue gradient with a subtle pattern of white stars and technical diagrams. On the right side, there are several circular diagrams resembling gauges or dials with numerical scales (e.g., 100, 120, 140, 160, 180, 190, 200, 210) and arrows. There are also dashed lines and other geometric shapes scattered across the background.

# SHARE STRUCTURE

## Share Structure

Market Cap 	166,403,774	11/20/2020
Authorized Shares	1,000,000,000 	10/29/2020
Outstanding Shares	446,721,541 	10/29/2020
Restricted	Not Available	
Unrestricted	Not Available	
Held at DTC	Not Available	
Float	22,877,939	04/23/2020
Par Value	0.00001	

## Transfer Agent

---

Empire Stock Transfer Inc.

---

## Shareholders

---

Shareholders of Record 296

---

04/23/2020

## Corporate Actions

Symbol Changes 

ACTION TYPE	EFFECTIVE DATE	SYMBOL	DESCRIPTION
Symbol Change	04/25/2012	QEBR	Symbol change from QEBRE to QEBR
Symbol Change	04/19/2012	QEBR	Symbol change from QEBR to QEBRE
Symbol Change	12/07/2011	QEBR	Symbol change from QEBRE to QEBR
Symbol Change	11/25/2011	QEBR	Symbol change from QEBR to QEBRE
Symbol Change	08/31/2010	QEBR	Symbol change from QEBRD to QEBR



# DIVIDENDS & SPLITS

## Dividends & Splits

Dividends Splits

No dividends

## Dividends & Splits

Dividends Splits

SPLIT DATE	SPLIT TYPE	SPLIT RATIO	REC DATE	PAY DATE	
08/04/2010	Reverse	1:2	—	08/04/2010	^

shs decreased by 1 for 2 split

Dividends are not adjusted for stock splits. \* Per share ratio for stock dividend.

Displaying 1 of 1 splits

# SHORT SELLING DATA

## Short Selling Data

---

Short Interest	<u>2,320</u>	(-36.16%)	10/30/2020
----------------	--------------	-----------	------------

---

Significant Failures to Deliver	No		
---------------------------------	----	--	--

---

---

## SECURITY NOTES

---

Capital Change=shs decreased by 1 for 2 split. Pay date=08/04/2010.

---



# QUOTE OF QEBR

## QEBR

Virtual Medical International, Inc.

Common Stock

**0.53** ↑ 0.1575  
42.28%

0.271 / 0.53 (1 x 1)

Real-Time Best Bid & Ask: 05:00pm 11/23/2020  
Delayed (15 Min) Trade Data: 12:00am 11/23/2020

Overview

Quote

Company Profile

Security Details

News

Financials

Disclosure

Research

**Warning!** This company has posted limited financial disclosure through the OTC Disclosure & News Service or is late in their filing obligations with the SEC.

OPEN

**0.52**

DAILY RANGE

**0.52 - 0.53**

VOLUME

**3,590**

DIVIDEND

**N/A**

PREV CLOSE

**0.3725**

52WK RANGE

**0.25 - 1.99**

AVERAGE VOL (30D)

**3,504**

NET DIVIDEND YIELD

**N/A**

## Real-Time Level 2 Quote Display Service

Deliver insight into available liquidity, allowing professional and retail investors to make informed investment decisions. Real-Time Level 2 Quotes, which includes all broker-dealer bid/ask prices and sizes, are displayed on a company's quote page on [www.otcmarkets.com](http://www.otcmarkets.com) and may be integrated on your corporate site via API. Real-Time Level 2 Quote Display Service is available to all OTCQX and OTCQB companies and to subscribing Pink companies.

For new issuers and companies with limited exposure or low trading activity, providing easy investor access to Real-Time Level 2 Quotes can help build investor interest and confidence.

---

**OTCQX and OTCQB companies:** No fee

**Pink companies:** \$3,000 per year

---

Complete the [OTCIQ Order Form](#) - Application for the OTC Disclosure & News Service and Real-Time Level 2 Quotes

Contact us to learn more about Real-Time Level 2 Quotes.

# Market Summary > Virtual Medical International Ord Shs


OTCMKTS: QEBR

[+ Follow](#)

**0.53** USD **+0.16 (42.28%)** ↑

Nov. 23, 4:00 p.m. EST · Disclaimer

1 day   5 days   1 month   6 months   YTD   1 year   5 years   Max



Open	0.52
High	0.53
Low	0.52
Mkt cap	-
P/E ratio	-

Div yield	-
Prev close	0.37
52-wk high	1.99
52-wk low	0.25

Compare

Events

Style

Technical Indicators

1D

Data Table



Select Tool

O: 0.70  
C: 0.55

H: 0.70  
L: 0.55

V: 213  
D: 08/17/2020

QEBR

VIRTUAL MED INTL Last \$0.53 ▲0.16 (42.28%) Volume 3,590

1.90  
1.80  
1.70  
1.60  
1.50  
1.40  
1.30  
1.20  
1.10  
1.00  
0.90  
0.80  
0.70  
0.60  
0.50  
0.40  
0.30

feb mar apr may jun jul aug sep oct nov

0.53

# QEBR @ Yahoo Finance

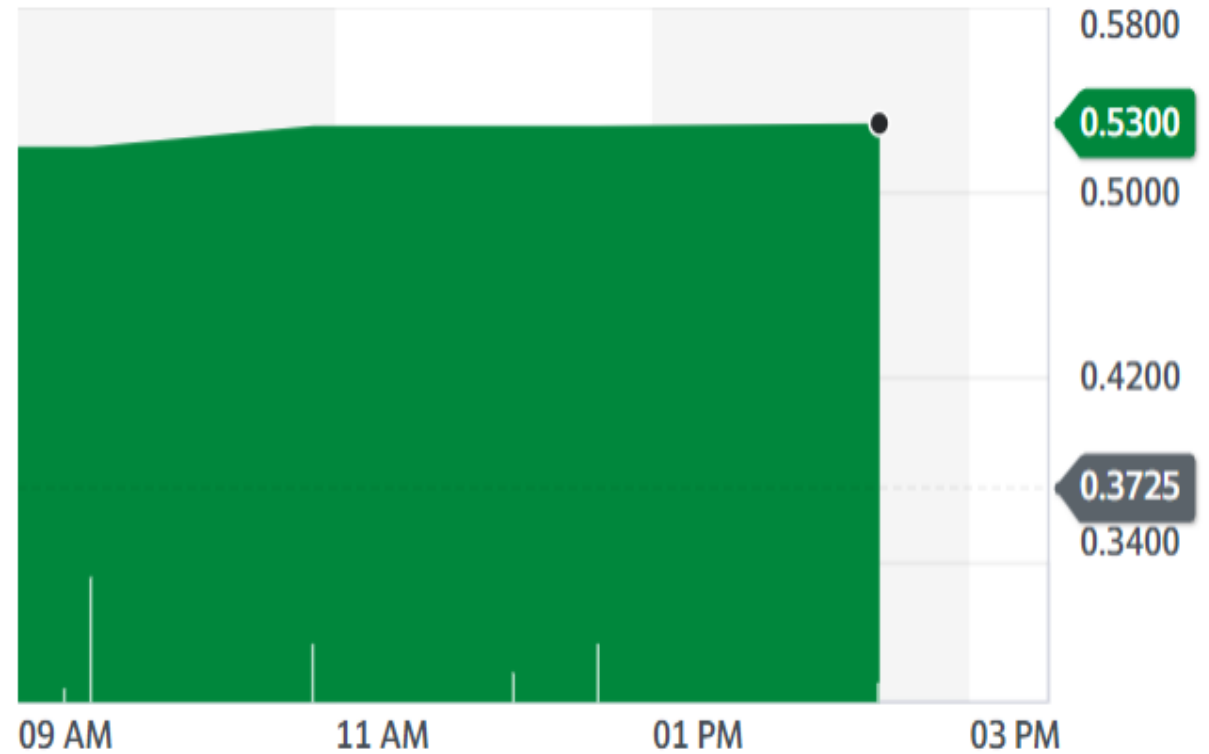
Previous Close	0.3725	Market Cap	17.757M
Open	0.5200	Beta (5Y Monthly)	N/A
Bid	0.0000 x 0	PE Ratio (TTM)	N/A
Ask	0.0000 x 0	EPS (TTM)	-0.2000
Day's Range	0.5200 - 0.5300	Earnings Date	N/A
52 Week Range	0.2500 - 1.9900	Forward Dividend & Yield	N/A (N/A)
Volume	3,590	Ex-Dividend Date	N/A
Avg. Volume	2,683	1y Target Est	N/A

Fair Value ? 🔒  
**XX.XX** N/A

Related Research ? 🔒  
📄 Weekly Stock List  
📄 Analyst Report: L3Harris Techno...

[1D](#)
[5D](#)
[1M](#)
[6M](#)
[YTD](#)
[1Y](#)
[5Y](#)
[Max](#)

[Full screen](#)



Trade prices are not sourced from all markets

Chart Events ? 🔒  
**Neutral** pattern detected  
[View all chart patterns](#)

Performance Outlook

Short Term	Mid Term	Long Term
------------	----------	-----------

# QEBR @ Seeking Alpha

## QEBR - Virtual Medical International, Inc.

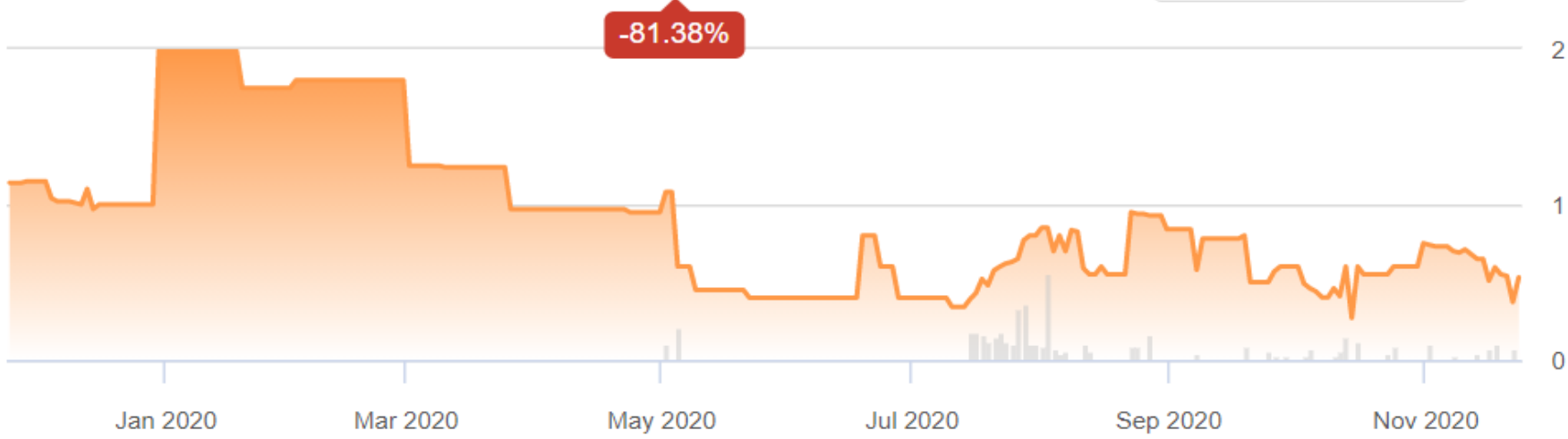
**0.53** 0.16 (+42.28%) 5:20 PM 11/23/20

Pink Current Info | Close

Summary Ratings Financials Earnings Value Growth Profitability Momentum Peers Charting

All | Press Releases

1D 5D 1M 6M YTD 1Y 5Y 10Y MAX Advanced Chart



52 Week Range  
0.25 —●— 1.99

Day Range  
0.52 —●— 0.53

EPS	-
PE	-
Div Rate (FWD)	-
Yield (FWD)	-
Short Interest	-
Market Cap	\$166.40M
Volume	3,590

# QEBR @ Market Watch

Switch Quote

QEBR U.S.:OTC

Join TD Ameritrade.

## Virtual Medical International Inc.

ADD TO WATCHLIST

CREATE QEBR ALERT

🔒 CLOSED

\$ **0.5300**  
▲ 0.1575 42.28%

Last Updated: Nov 23, 2020 2:57 p.m. EST  
- Delayed quote

PREVIOUS CLOSE

\$0.3725

VOLUME: 3.59K

65 DAY AVG: 2.81K

128% VS AVG



0.5200

DAY RANGE

0.5300

0.2500

52 WEEK RANGE

1.9900



# QEBR @ Market Watch

**QEBR**

US

 **CLOSED**

[Back To Top ↑](#)

\$ **0.5300** 0.1575 42.28%

Last Updated: Nov 23, 2020 2:57 p.m. EST - Delayed quote

PREVIOUS  
CLOSE

\$0.3725

[HISTORICAL QUOTES](#)

[ANALYST ESTIMATES](#)

## KEY DATA

OPEN

**\$0.5200**

DAY RANGE

**0.5200 - 0.5300**

52 WEEK RANGE

**0.2500 - 1.9900**

MARKET CAP

**\$158.58M**

SHARES OUTSTANDING

**N/A**

PUBLIC FLOAT

**N/A**

BETA

**N/A**

REV. PER EMPLOYEE

**N/A**

P/E RATIO

**N/A**

EPS

**-\$0.0482**

YIELD

**N/A**

DIVIDEND

**N/A**

EX-DIVIDEND DATE

**N/A**

SHORT INTEREST

**N/A**

% OF FLOAT SHORTED


**N/A**

AVERAGE VOLUME

**2.81K**

## PERFORMANCE


5 Day

3.92% 


1 Month

 -11.67%


3 Month

 -43.62%

YTD

 -73.37%

1 Year

 -53.51%

# QEBR @ The Globe and Mail

↑ **0.5300** USD  
+0.1575 (+42.28%)

VOLUME  
3,500

DELAYED LAST UPDATE 20:28 ET

## TODAY'S TRADING

Day Low 0.5200 Day High 0.5299



OPEN: 0.5200

Previous Close 0.3725

52-Week High/Low 1.9900 - 0.2500

Volume 3,500

Average Volume 3,630

Price/Earnings (TTM) N/A

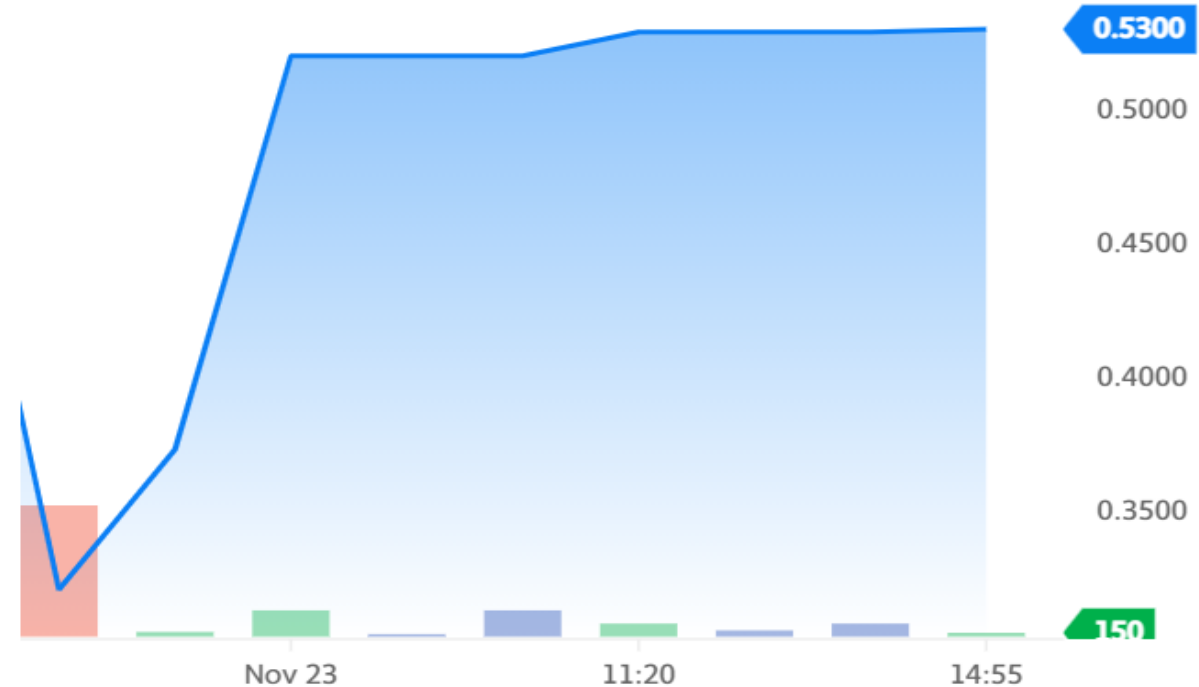
Forward Annual Dividend & Yield N/A (0.00%)

Market Capitalization, \$M N/A

5-Day Change +0.0200 (+3.92%)

**1D** 5D 1M 3M 6M 1Y 5Y ALL

View Chart



# QEBR @ CNBC

## Virtual Medical International Inc (QEBR:OTCPK)



+ WATCHLIST

Real Time Quote | Exchange | USD

Last | 11/23/2020

Volume

52 week range

**0.53** +0.16 (+42.28%)

3,590

0.25 - 1.99

1D

5D

1M

3M

6M

YTD

1Y

5Y

ALL

+ Comparison

1m

Display

Studies



# QEBR @ CNBC

**SUMMARY**

[NEWS](#)

[PROFILE](#)

[EARNINGS](#)

[PEERS](#)

[FINANCIALS](#)

[OWNERSHIP](#)

## KEY STATS

Open	0.52	52 Week High	1.99	Market Cap	-
Day High	0.53	52 Wk Hi Date	2019-12-30	Shares Out	-
Day Low	0.52	52 Week Low	0.25	Dividend (TTM)	-
10D Avg Vol	3,845.5	52 Wk Lo Date	2020-10-13	Div Yield (TTM)	-
Beta	-	YTD % Chg	-73.37	1 Year % Chg	-53.3

## RATIOS/PROFITABILITY(TTM)

EPS	-	Revenue	-	Gross Margin	-
P/E	-	ROE	-	Debt To Equity	-
EBITDA	-	Net Margin	-		

## EVENTS

Earnings Date	-	Ex Div Date	-	Div Amount	-
---------------	---	-------------	---	------------	---

# TRADE DATA

DATE	TIMESTAMP	PRICE	VOLUME	TICK DIRECTION	CHANGE
11/23/2020	14:57:06	0.53	150	▲	0.00
11/23/2020	13:10:51	0.529	500		0.00
11/23/2020	12:39:46	0.529	240		0.00
11/23/2020	11:22:34	0.529	500	▲	0.01
11/23/2020	09:59:51	0.52	1,000		0.00
11/23/2020	09:48:51	0.52	100		0.00
11/23/2020	09:30:42	0.52	1,000	▲	0.15
11/20/2020	14:47:34	0.3725	182	▲	0.05
11/20/2020	13:32:11	0.32	1,880	▼	-0.00
11/20/2020	13:32:07	0.3205	2,500	▼	-0.01

# SHORT INTEREST

DATE	SHORT INTEREST	% CHANGE	AVG. DAILY SHARE VOL	DAYS TO COVER	SPLIT	NEW ISSUE
10/30/2020	2,320	-36.16	3,013	1	No	No
10/15/2020	3,634	-5.22	6,621	1	No	No
09/30/2020	3,834	17.90	4,075	1	No	No
09/15/2020	3,252	0.00	870	3.74	No	No
08/31/2020	3,252	17.83	5,995	1	No	No
08/14/2020	2,760	-13.04	18,091	1	No	No
07/31/2020	3,174	12.35	29,408	1	No	No
07/15/2020	2,825	2.73	200	14.13	No	No
06/30/2020	2,750	0.00	413	6.66	No	No
06/15/2020	2,750	0.00	4	687.5	No	No

# FILINGS AND DISCLOSURE

## OTC Disclosure & News

Active Inactive All

PUBLISH DATE	TITLE	PERIOD END DATE	STATUS
11/23/2020	<a href="#">Quarterly Report - September 30, 2020 and 2019</a>	09/30/2020	A
11/16/2020	<a href="#">Notification of Late Filing - Notification of Late Filing</a>	09/30/2020	A
08/19/2020	<a href="#">Quarterly Report - June 30, 2020</a>	06/30/2020	A
08/14/2020	<a href="#">Notification of Late Filing - June 30, 2020 Quarterly Report</a>	06/30/2020	A
07/25/2020	<a href="#">Supplemental Information - NOTICE OF MATERIAL EVENT</a>	07/23/2020	A
05/19/2020	<a href="#">Quarterly Report - March 31, 2020 Information and Disclosure Statement with Financial Statements</a>	03/31/2020	A
05/12/2020	<a href="#">Attorney Letter with Respect to Current Information - Attorney Letter with Respect to Current Information</a>	12/31/2019	A
05/12/2020	<a href="#">Annual Report - December 31, 2019 Annual Disclosure Statement with Financial Statements</a>	12/31/2019	A
04/30/2020	<a href="#">Quarterly Report - Quarterly Report</a>	09/30/2019	A
08/14/2019	<a href="#">Quarterly Report - QEBR Quarterly Report June 30, 2019</a>	06/30/2019	A



# OTC DISCLOSURE & NEWS SERVICE

OTC DISCLOSURE & NEWS SERVICE

From

To

---

**QEBR to Refocus on Medical CBD** [Press Release | 11/13/2020](#)

---

**QEBR Management Discusses Authorization by Major Crypto Trading Exchanges to Offer Filecoin** [Press Release | 08/04/2020](#)

---

**QEBR Streamlines Holdings to Concentrate on Filecoin Development and Mining** [Press Release | 07/23/2020](#)

---

**QEBR Announces Strong Progress on Filecoin Data Center Mining Efforts** [Press Release | 06/23/2020](#)

Displaying 4 of 4 Press Releases

---

## NEWS

---

**QEBR to Refocus on Medical CBD** [PR NEWSWIRE | 11/13/2020](#)

# QEBR to Refocus on Medical CBD

PR Newswire

NEW YORK, Nov. 13, 2020

NEW YORK, Nov. 13, 2020 /PRNewswire/ -- Virtual Medical International Inc. (**OTC: QEBR**) today announced that it is returning to its medical roots by entering the Medical Grade CBD oil business.

"The majority shareholder has determined that it is in the best interest of all of the shareholders to repurpose the company's strategy to take advantage of the important medical needs of millions of adults across the globe for which this product has the proven capability to relieve needless suffering," reported Jun Liang, Board Member.

As a result of this change of business, Larry Eastland has resigned as CEO. A new CEO will be announced shortly.

This will also result in QEBR exiting the Crypto currency hosting business which has proven to be a challenging and costly business for QEBR.

## **About QEBR:**

QEBR is the trading symbol for Virtual Medical International, Inc., a Nevada corporation.

## **Forward-Looking Statements**

Legal Notice Regarding Forward-Looking Statements in this news release that are not historical facts are forward-looking statements that are subject to risks and uncertainties. Forward-looking statements are based on current facts and analyses and other information that are based on forecasts of future results, estimates of amounts not yet determined, and assumptions of management. Forward looking statements are generally, but not always, identified by the words "expects", "plans", "anticipates", "believes", "intends", "estimates", "projects", "aims", "potential", "goal", "objective", "prospective", and similar expressions or that events or conditions "will", "would", "may", "can", "could" or "should" occur.

Actual results may differ materially from those currently anticipated due to a number of factors beyond the reasonable control of the Company. It is important to note that actual outcomes and the Company's actual results could differ materially from those in such forward-looking statements. Factors that could cause actual results to differ materially include misinterpretation of data, the Company's ability to raise financing for operations, breach by parties with whom we have contracted, and the possible inability to maintain qualified employees or consultant

For more information please see our website: <http://www.qebr.net>

Contact: [info@qebr.net](mailto:info@qebr.net)

Source: Jun Liang, QEBR Chief Technology Officer

© View original content: <http://www.prnewswire.com/news-releases/qebr-to-refocus-on-medical-cbd-301172965.html>

THANK YOU