

LAKE FOREST MINERALS, INC.
(LAKF)

Name: Lake Forest Minerals, Inc.

Address: 711 S. Carson Street , Suite 4,
Carson City, NV 89701

Contact: +1 206 203-4100

COMPANY DETAILS

- Name: Lake Forest Minerals, Inc.
- Address: 711 S. Carson Street, Suite 4, Carson City, NV, US, 89701
- Contact: +1 206 203-4100
- Incorporated : June 23, 2008
- Trading Symbol: LAKF

INTRODUCTION

Lake Forest Minerals Inc. is a shell company. The Company is a development stage company, which acquires, explores and develops natural resources and properties. The company was founded on June 23, 2008 and is headquartered in Carson City, NV. The company is intend to utilize the proceeds of any offering, any sales of equity securities or debt securities, bank and other borrowings or a combination of those sources to effect a business combination with a target business which its believe has significant growth potential.

COMPANY DIRECTORS

- Jeffrey Taylor President, CEO, CFO, Secretary
-

VISION OF LAKE FOREST MINERALS INC.

Lake Forest Minerals Inc. is plan to seek, investigate, and consummate a merger or other business combination, purchase of assets or other strategic transaction (i.e. a merger) with a corporation, partnership, limited liability company or other operating business entity (a "Merger Target") desiring the perceived advantages of becoming a publicly reporting and publicly held corporation.

MISSION OF LAKE FOREST MINERALS INC.

Our ability to commence any operations is contingent upon obtaining adequate financial resources and engage in a merger or acquisition transaction with a yet-to-be identified operating company or business.

SERVICE PROVIDERS

Accounting/Auditing Firm

Seale & Beers, CPAs, LLC

8250 W. Charleston Blvd

Suite 100

Las Vegas, NV 89117

FINANCIAL REPORTING

➤ Reporting Status

U.S. Reporting: SEC Reporting

➤ Audited Financials

Audited

➤ Latest Report

09/30/2020

➤ CIK







0001441082

➤ Fiscal Year End

06/30

*LAKF SECURITY
DETAILS*

SHARE STRUCTURE

Market Cap 	55,001,100	11/18/2020
Authorized Shares	75,000,000 	11/18/2020
Outstanding Shares	11,000,000 	11/18/2020
Restricted	8,000,000 	11/18/2020
Unrestricted	3,000,000 	11/18/2020
Held at DTC	50,000 	11/18/2020
Float	Not Available	
Par Value	0.001	

Transfer Agent

Pacific Stock Transfer Co.

Shareholders

Shareholders of Record 21

09/28/2010

DIVIDENDS & SPLITS

Dividends & Splits

Dividends Splits

No dividends

Dividends & Splits

Dividends Splits

No splits

SHORT SELLING DATA

Short Selling Data

Short Interest	<u>2</u>	(0%)	01/15/2020
----------------	----------	------	------------

Significant Failures to Deliver	No
---------------------------------	----

QUOTE OF LAKF

LAKF

Lake Forest Minerals, Inc.

Common Stock

5.0001  2.7501
122.23%

5.20 / 50.00 (1 x 1)

Real-Time Best Bid & Ask: 05:00pm 11/18/2020
Delayed (15 Min) Trade Data: 12:00am 01/24/2020

Overview

Quote

Company Profile

Security Details

News

Financials

Disclosure

Research

OPEN

0.00

DAILY RANGE

N/A

VOLUME

0

DIVIDEND

N/A

PREV CLOSE

5.0001

52WK RANGE

2.30 - 7.00

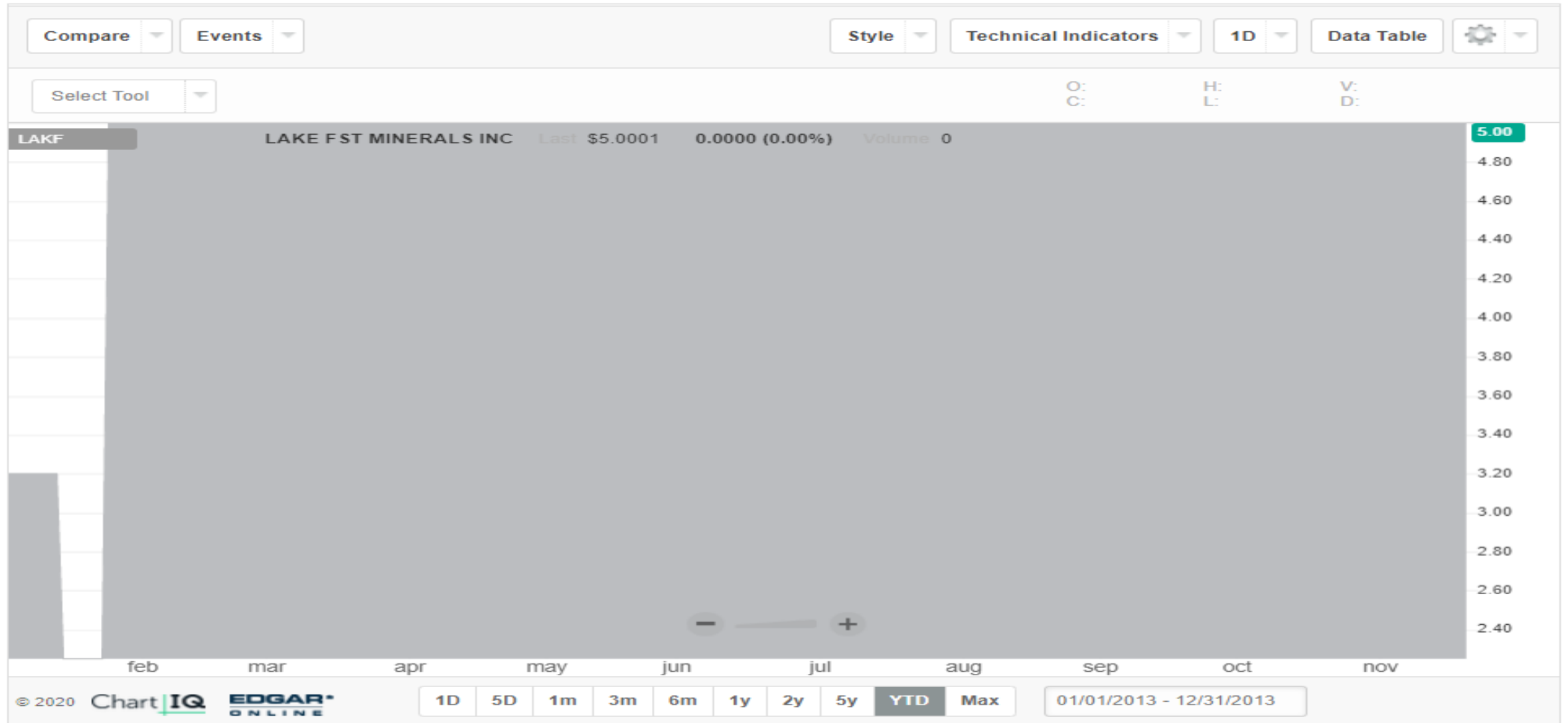
AVERAGE VOL (30D)

N/A

NET DIVIDEND YIELD

N/A

STOCK CHART @ OTC MARKET



Real-Time Level 2 Quote Display Service

Deliver insight into available liquidity, allowing professional and retail investors to make informed investment decisions. Real-Time Level 2 Quotes, which includes all broker-dealer bid/ask prices and sizes, are displayed on a company's quote page on www.otcmarkets.com and may be integrated on your corporate site via API. Real-Time Level 2 Quote Display Service is available to all OTCQX and OTCQB companies and to subscribing Pink companies.

For new issuers and companies with limited exposure or low trading activity, providing easy investor access to Real-Time Level 2 Quotes can help build investor interest and confidence.

OTCQX and OTCQB companies: No fee

Pink companies: \$3,000 per year

Complete the [OTCIQ Order Form](#) - Application for the OTC Disclosure & News Service and Real-Time Level 2 Quotes

Contact us to learn more about Real-Time Level 2 Quotes.

STOCK CHART @ MARKETWATCH



MarketWatch

Latest Election 2020 Watchlist Markets Investing More

SUBSCRIBE NOW



Advertisement

Home > Investing > Quotes > Stocks > United States > LAKF > Overview

Stock Screener

Earnings Calendar

Sectors

Switch Quote | LAKF U.S.:OTC

Join TD Ameritrade.

Lake Forest Minerals Inc.

ADD TO WATCHLIST

CREATE LAKF ALERT

LOCKED CLOSED

\$5.00

▲ 2.75 122.23%

Last Updated: May 19, 2020 10:28 a.m. EST
- Delayed quote

PREVIOUS CLOSE

\$2.25

5.00

DAY RANGE

7.00



Advanced Charting

1D

\$

%

VOL

10am

11am

12pm

1pm

2pm

3pm

2.25

52 WEEK RANGE

7.00

STOCK CHART @ SEEKING ALPHA

Seeking Alpha^α

Search by symbol, author, keyword...



[Premium](#) [My Portfolio](#) [My Authors](#) [Top Stocks](#) [Latest News](#) [Markets](#) [Stock Ideas](#) [Dividends](#) [ETFs](#) [Investing Strategy](#)

1D 5D 1M 6M YTD **1Y** 5Y 10Y MAX Advanced Chart

+56.25%



52 Week Range
2.25 7.00

Day Range
5.00 5.00

EPS -

PE -

Div Rate (FWD) -

Yield (FWD) -

Short Interest -

Market Cap -

Volume -

STOCK CHART @ BLOOMBERG

Bloomberg

Sign In

LAKF:US OTC US
Lake Forest Minerals Inc [COMPANY INFO](#)

+ ADD TO WATCH

1D 1M 6M **YTD** 1Y 5Y

MINIMIZE

Q Add a comparison

01/24 | 5.00

5.00
4.50
4.00
3.50
3.00
2.50

STOCK CHART @ YAHOO FINANCE

< Back

yahoo!finance

Quote Lookup



LAKE FOREST MINERALS INC (LAKF) ☆

Other OTC - Other OTC Delayed Price. Currency in USD

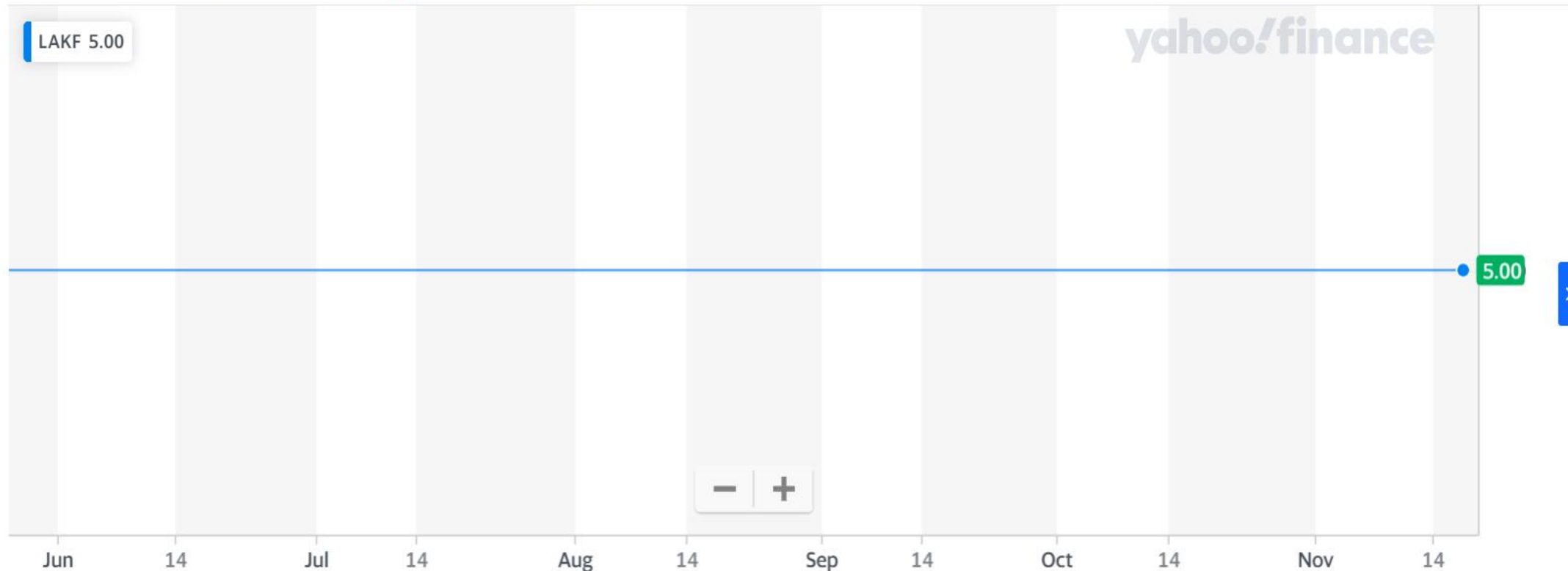
5.00 0.00 (0.00%)

At close: January 24 11:34AM EST

⊕ Indicators ⊕ Comparison ⚡ Events **P**

📅 Date Range 1D 5D 1M 3M 6M YTD 1Y 2Y 5Y Max

📄 1D ⌵ ⌵ 📌



Recently Viewed

Symbol	Last Price
LAKF	5.00 0.00 0.00%
SBEV	0.9300 -0.0500 -5.10%
QEBR	0.5500 -0.0450 -7.50%
CBSC	1.4000 -0.1500 -9.60%
CB	149.28 -0.75 -0.50%
AAPL	118.03 -1.36 -1.14%
WTCG	0.4320 0.0000 0.00%

STOCK CHART @ THEGLOBEANDMAIL

Lake Forest Minerals Inc OTC US: LAKF

↑ **5.0001** USD
+2.7501 (+122.23%)

VOLUME
200

DELAYED LAST UPDATE 01/24/20

TODAY'S TRADING

Day Low 5.0001 Day High 7.0000

OPEN: 5.0001

Previous Close 2.2500

52-Week High/Low 7.0000 - 0.5000

Volume 200

Average Volume N/A

Price/Earnings (TTM) N/A

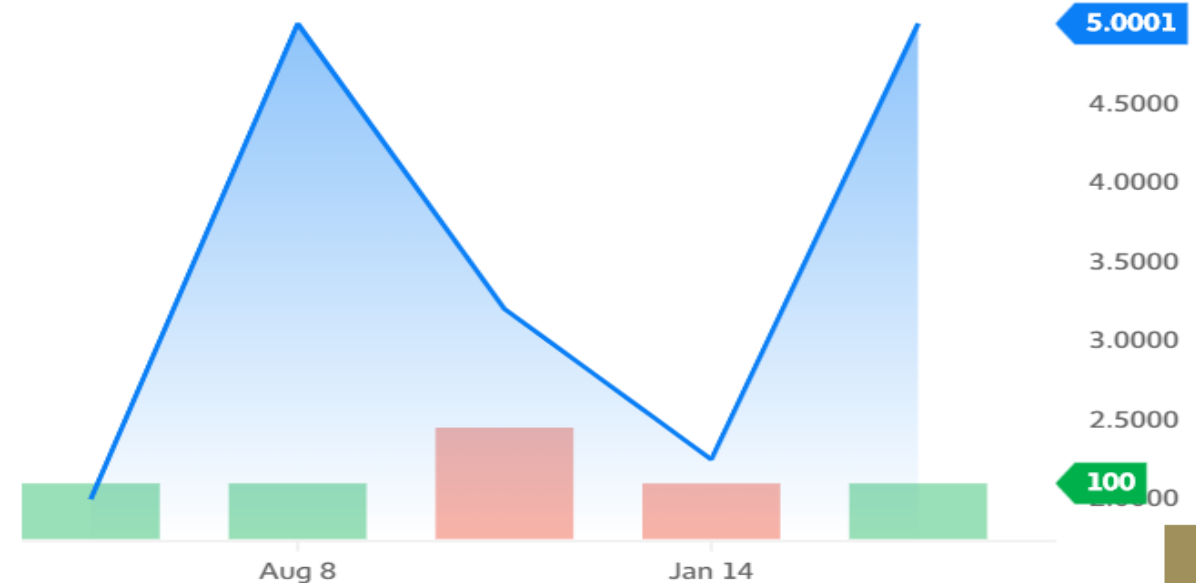
Forward Annual Dividend & Yield N/A (0.00%)

Market Capitalization, \$M N/A

5-Day Change N/A (+900.02%)

1D 5D 1M 3M 6M 1Y 5Y ALL

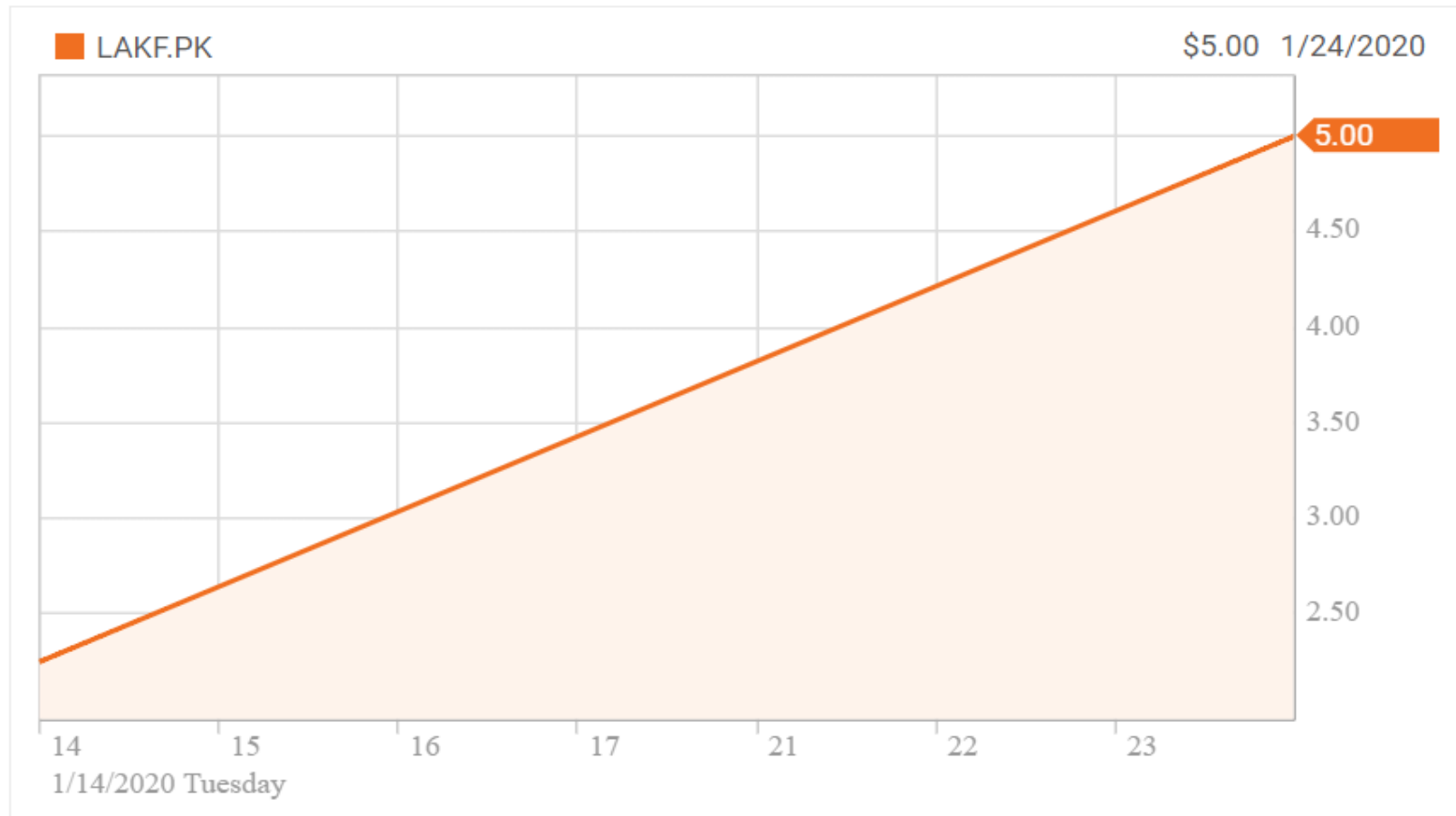
View Chart



STOCK CHART @ REUTERS.COM

Pricing

Previous Close	5.00
Open	--
Volume	--
3M AVG Volume	0.00
Today's High	--
Today's Low	--
52 Week High	7.00
52 Week Low	2.25
Shares Out (MIL)	11.00
Market Cap (MIL)	55.00
Forward P/E	--
Dividend (Yield %)	--



[Advanced Charting >](#)

STOCK CHART @ YCHARTS.COM

Lake Forest Minerals Inc (LAKF) [Add to Watchlists](#) [Create an Alert](#) [Quickflows](#)

5.000 ▲ **+0.00** **+0.00%** OTC Markets Nov 18, 20:00 USD

[Quote](#) [Fundamental Chart](#) [Technicals](#) [Key Stats](#) [Financials](#) [Data](#) [Estimates](#) [News](#) [Events](#) [Y-Ratings](#) [Performance](#) [Valuation](#)

Price Chart

[View Full Chart](#)



Key Stats

[View All Key Stats](#)

Income Statement

Revenue (TTM)	--	📈
Revenue (Quarterly YoY Growth)	Upgrade	📈
EPS Diluted (TTM)	-0.0023	📈
EPS Diluted (Quarterly YoY Growth)	Upgrade	📈
Net Income (TTM)	-0.0256M	📈

Profitability

Gross Profit Margin (Quarterly)	--	📈
---------------------------------	----	---

Price and Valuation

Market Cap	55.00M	📈
52 Week High (Daily)	Upgrade	📈
52 Week Low (Daily)	Upgrade	📈
PS Ratio	--	📈
PE Ratio	--	📈
Price to Book Value	--	📈

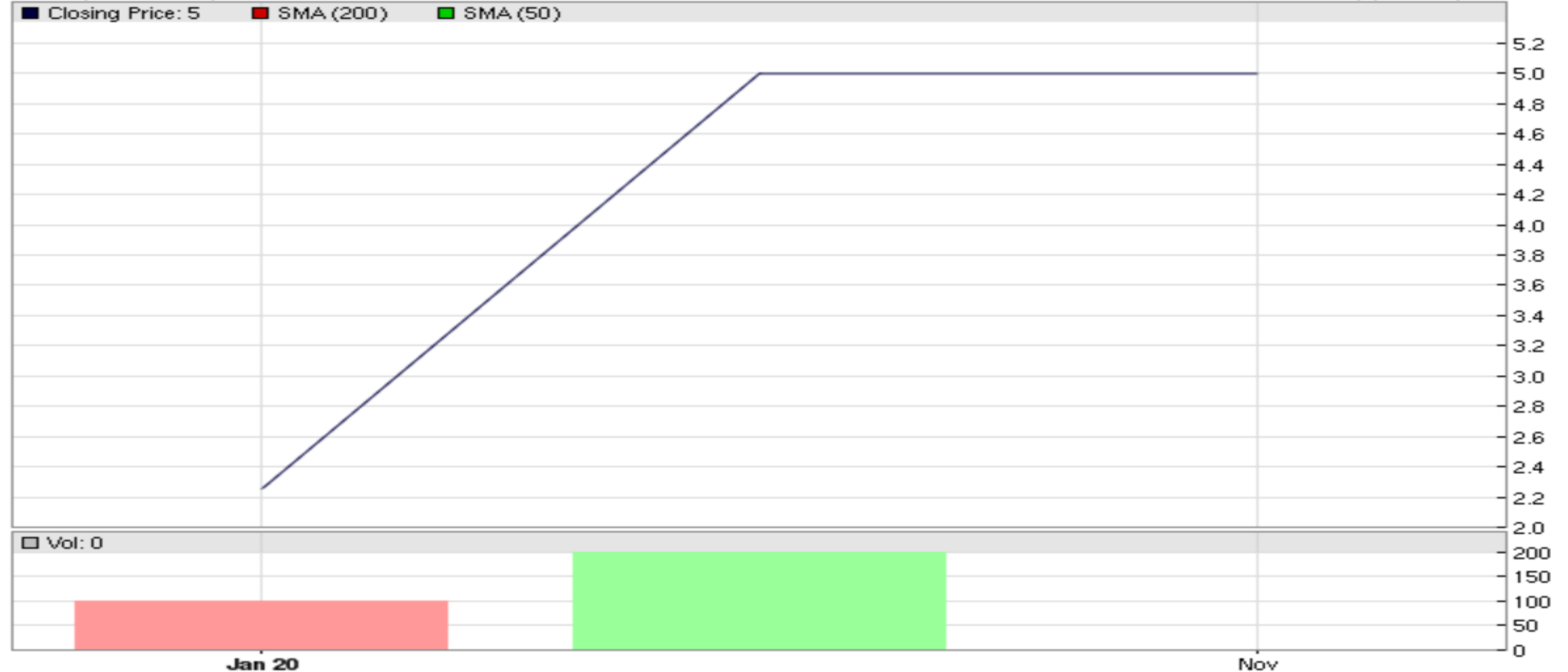
Other

STOCK CHART @ STOCKPEDIA

Lake Forest Minerals Inc

Nov 19, 2020 - Daily - USD

(c) Stockopedia



TRADE DATA

DATE	TIMESTAMP	PRICE	VOLUME	TICK DIRECTION	CHANGE
01/24/2020	11:34:21	5.0001	100	▲	2.75
01/14/2020	11:28:07	2.25	100	▼	-0.95
10/30/2019	15:46:08	3.20	100	▲	0.20
10/30/2019	15:46:08	3.00	100	▼	-2.00
08/08/2019	14:34:22	5.00	100	▲	3.00
05/09/2019	14:12:38	2.00	100	▲	1.50

SHORT INTEREST

DATE	SHORT INTEREST	% CHANGE	AVG. DAILY SHARE VOL	DAYS TO COVER	SPLIT	NEW ISSUE
01/15/2020	2	0.00	0	999.99	No	No
12/31/2019	2	0.00	0	999.99	No	No
12/13/2019	2	0.00	0	999.99	No	No
11/30/2019	2	0.00	0	999.99	No	No
11/15/2019	2	0.00	9	1	No	No
10/31/2019	2	0.00	33	1	No	No
10/15/2019	2	0.00	9	1	No	No
09/30/2019	2	0.00	0	999.99	No	No
09/13/2019	2	0.00	0	999.99	No	No
08/30/2019	2	0.00	0	999.99	No	No

ANNUAL FINANCIALS FOR LAKE FOREST MINERALS, INC.

Income Statement

Balance Sheet

Cash Flow

Annual

Semi-Annual

Quarterly

6/30/2020

6/30/2019

6/30/2018

6/30/2017

	6/30/2020	6/30/2019	6/30/2018	6/30/2017
Revenues				
Total Revenue	0	0	-	0
Cost of Revenue	-	-	-	-
Gross Profit	0	0	-	0
Operating Expenses				
Research and Development	-	-	-	-
Sales, General and Admin	12	8	6	6
Non-Recurring Items	-	-	-	-
Other	14	13	8	12
Total Expenses	26	22	15	18
Operating Income	(26)	(22)	(15)	(18)
Income from Continuing Operations				
Additional Income / Expense Items	-	-	-	-
Earnings Before Interest and Taxes	(26)	(22)	(15)	(18)
Interest Expense	-	-	-	-
Earnings Before Tax	(26)	(22)	(15)	(18)
Income Tax	0	0	-	0
Minority Interest	-	-	-	-
Equity Earnings	-	-	-	-
Net Income Cont. Operations	(26)	(22)	(15)	(18)

Non-Recurring Events

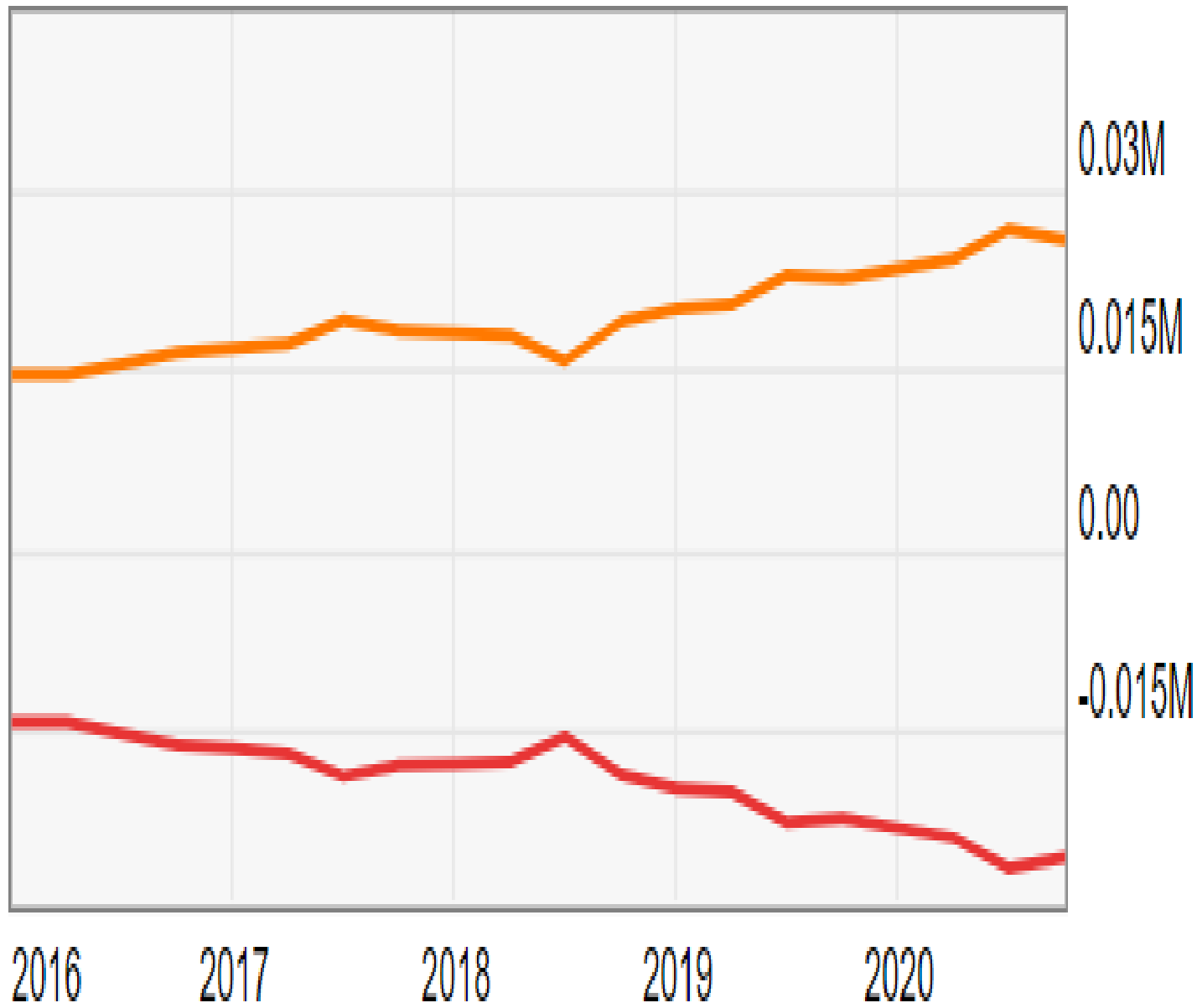
Discontinued Operations	-	-	-	-
Extraordinary Operations	-	-	-	-
Effect of Accounting Changes	-	-	-	-

Net Income	(26)	(22)	(15)	(18)
-------------------	-------------	-------------	-------------	-------------

Key Financial Ratios

Earnings Per Share	0	0	0	0
Price/Earnings	0	-	-	-
Gross Margin	0	0	-	0
Operating Margin	0	0	-	0

Income Statement [View Statement](#)



● Revenue (TTM)	--	
● Total Expenses (TTM)	0.0256M	
● Net Income (TTM)	-0.0256M	

Annual

Semi-Annual

Quarterly

6/30/2020

6/30/2019

6/30/2018

6/30/2017

Assets**Current Assets**

Cash and Cash Equivalents

1

0

1

1

Short Term Investments

-

-

-

-

Net Receivables

-

-

-

-

Inventory

-

-

-

-

Other Current Assets

0

0

0

-

Total Current Assets**1****0****1****1****Long Term Assets**

Long Term Investments

-

-

-

-

Property Plant and Equipment

-

-

-

-

Goodwill

-

-

-

-

Intangible Assets

-

-

-

-

Other Assets

-

-

-

-

Deferred Long Term Asset Charges

-

-

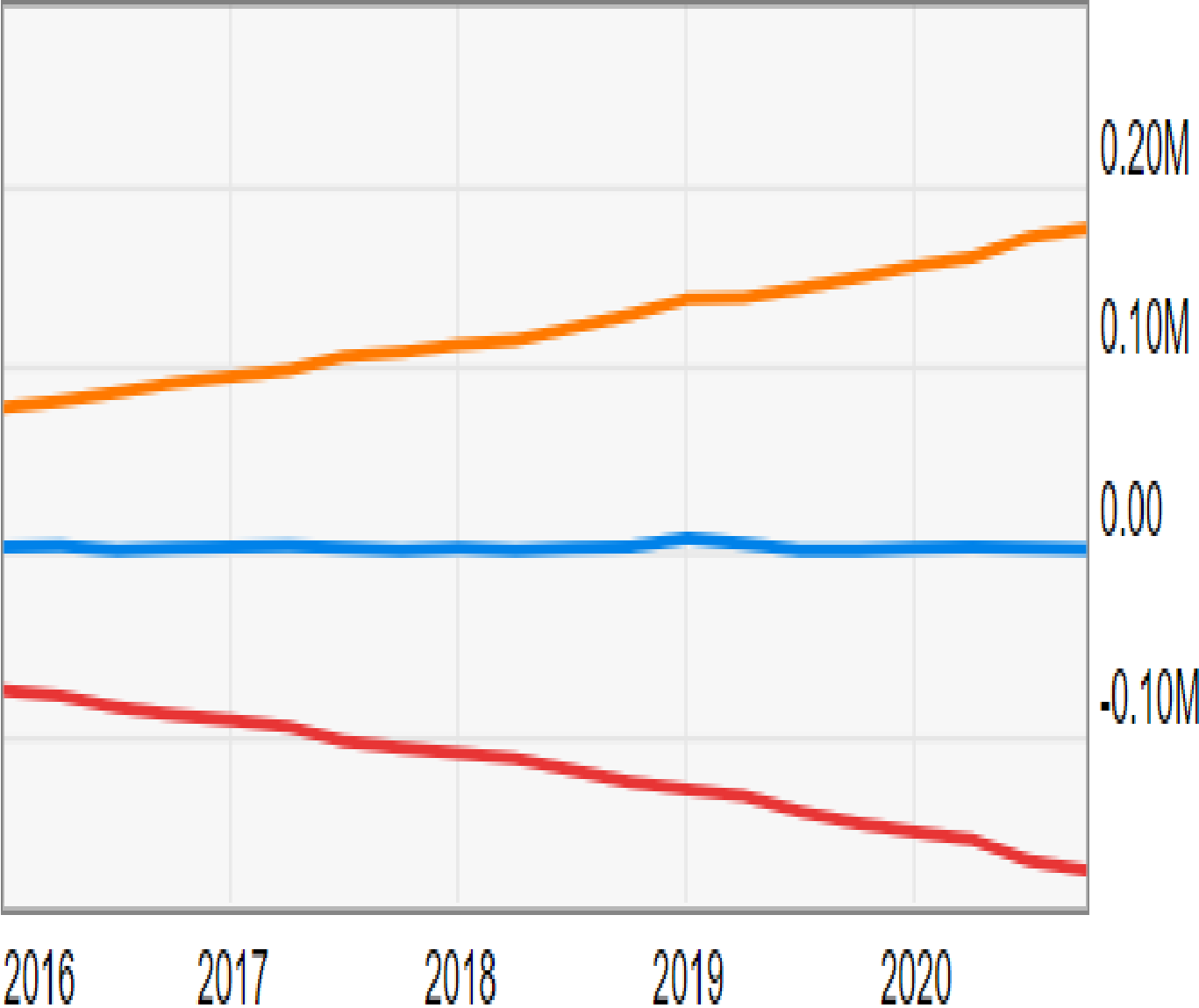
-

-

Total Assets**1****0****1****1**

Liabilities				
Current Liabilities				
Accounts Payable	13	7	5	8
Short Term and Current Long Term Debt	0	0	0	-
Other Liabilities	0	0	0	0
Total Current Liabilities	170	142	121	105
Long Term Liabilities				
Long Term Debt	-	-	-	-
Other Liabilities	-	-	-	-
Deferred Long Term Liability Charges	-	-	-	-
Minority Interest	-	-	-	-
Total Liabilities	170	142	121	105
Stockholders' Equity				
Preferred Stock	0	0	-	-
Common Stock	11	11	11	11
Retained Earnings	(211)	(184)	(162)	(146)
Treasury Stock	-	-	-	-
Capital Surplus	31	31	31	31
Other Stockholder Equity	0	0	0	0
Total Stockholder Equity	(169)	(142)	(120)	(104)
Total Liabilities and Stockholders' Equity	1	0	1	1
Net Tangible Assets	(169)	(142)	(120)	(104)

Balance Sheet View Statement



● Total Assets (Quarterly) 0.0008M

● Total Liabilities (Quarterly) 0.1752M

● Shareholders Equity (Quarterly) -0.1744M

Annual

Semi-Annual

Quarterly

6/30/2020

6/30/2019

6/30/2018

6/30/2017

Operating Activities

Net Income	(26)	(22)	(15)	(18)
Depreciation	-	-	-	-
Adjustments to Net Income	-	-	-	-
Changes in Liabilities	5	2	(3)	2
Changes in Accounts Receivables	-	-	-	-
Changes in Inventories	-	-	-	-
Changes in Other Operating Activities	0	(0)	0	-
Total Cash Flow From Operating Activities	(20)	(20)	(18)	(15)

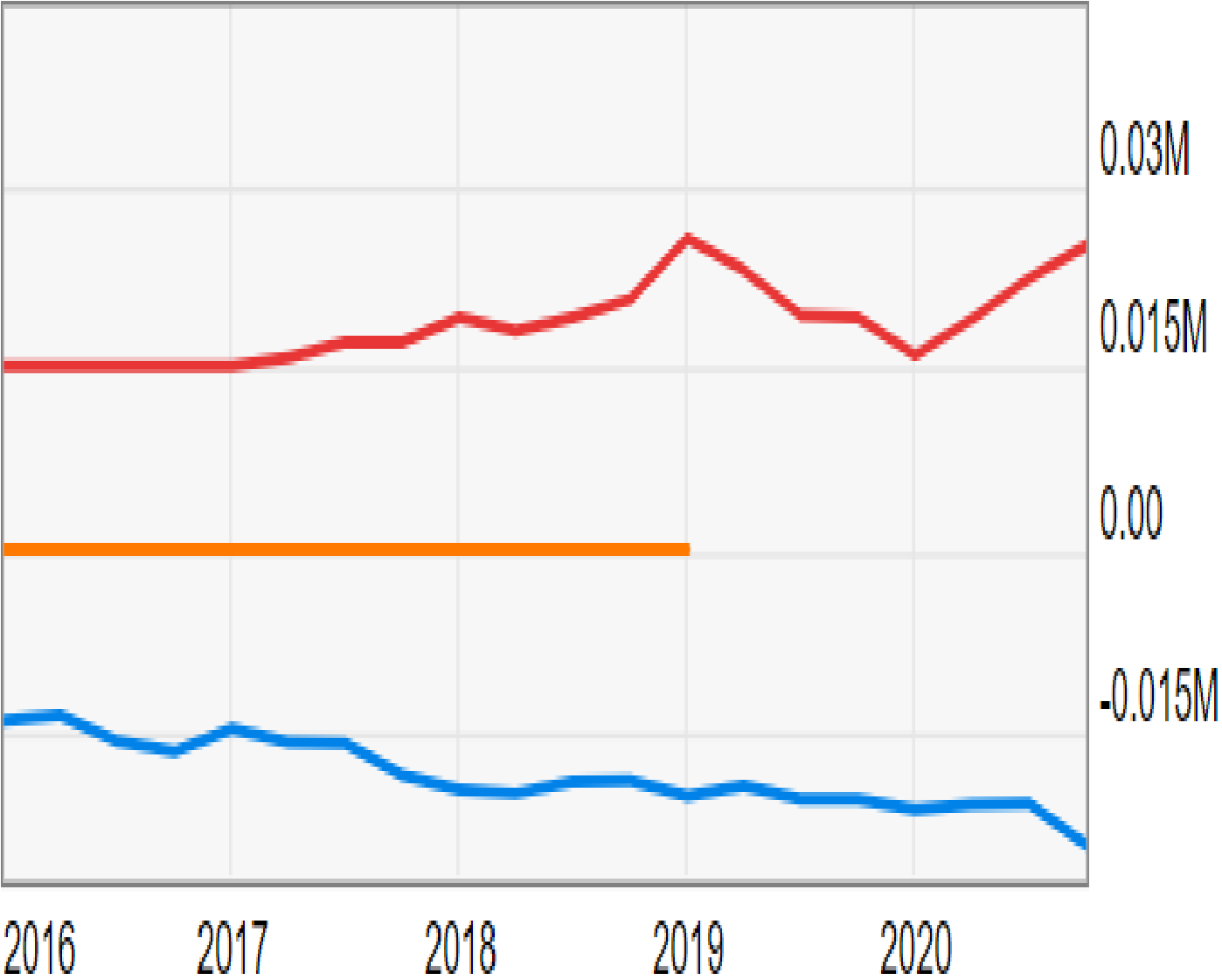
Investing Activities

Capital Expenditures	-	-	-	0
Investments	-	-	-	-
Other Cash Flows From Investing Activities	-	-	0	0
Total Cash Flow From Investing Activities	-	-	0	0

Financing Activities

Dividends Paid	-	-	-	-
Sale/Purchase of Stock	-	-	-	-
Net Borrowings	-	-	-	-
Other Cash Flows From Financing Activities	0	0	0	0
Total Cash Flow From Financing Activities	22	19	19	17
Effect of Exchange Rate Changes	-	-	-	-
Change in Cash and Cash Equivalents	1	(1)	0	1

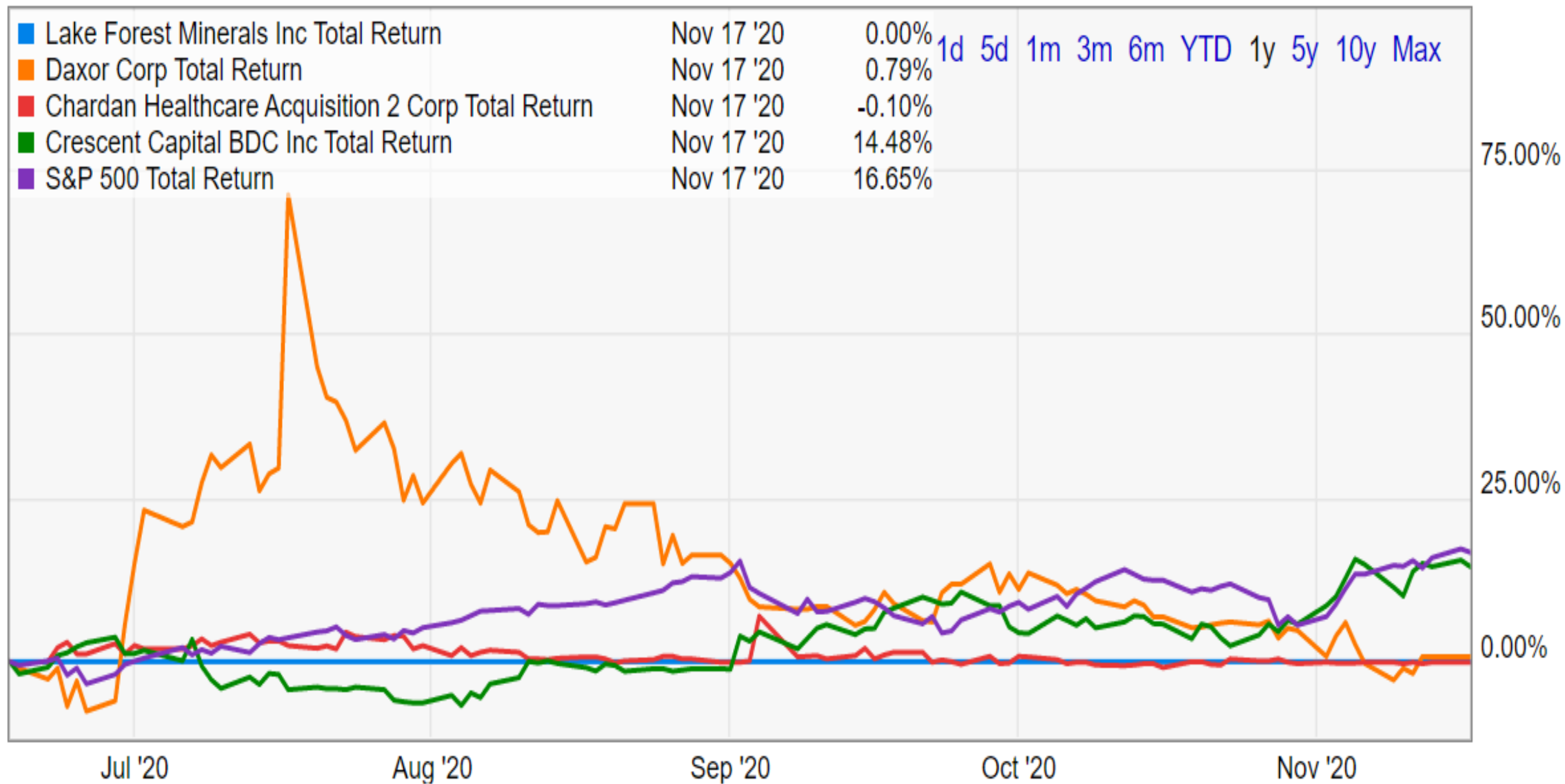
Cash Flow Statement [View Statement](#)



● Cash from Operations (TTM)	-0.0242M	
● Cash from Investing (TTM)	0.00	
● Cash from Financing (TTM)	0.0249M	

Total Returns Comparison
















































































[View All Performance Charts](#)














































































SEC FILINGS FOR LAKE FOREST MINERALS, INC.

SEC Filings

FORM TYPE	RECEIVED ▼	PERIOD END DATE	REPORT
10-Q	10/28/2020	09/30/2020	PDF RTF HTML XLS
10-K	09/08/2020	06/30/2020	PDF RTF HTML XLS
10-Q	05/05/2020	03/31/2020	PDF RTF HTML XLS
10-Q	02/14/2020	12/31/2019	PDF RTF HTML XLS
10-Q	11/06/2019	09/30/2019	PDF RTF HTML XLS
10-K	09/06/2019	06/30/2019	PDF RTF HTML XLS
10-Q	05/15/2019	03/31/2019	PDF RTF HTML XLS
8-K	04/11/2019	04/10/2019	PDF RTF HTML XLS
10-Q	01/22/2019	12/31/2018	PDF RTF HTML XLS
10-Q	10/22/2018	09/30/2018	PDF RTF HTML XLS
10-K	09/06/2018	06/30/2018	PDF RTF HTML XLS
10-Q	05/02/2018	03/31/2018	PDF RTF HTML XLS
10-Q	02/02/2018	12/31/2017	PDF RTF HTML XLS
10-Q	10/31/2017	09/30/2017	PDF RTF HTML XLS
10-K	09/19/2017	06/30/2017	PDF RTF HTML XLS
10-Q	05/04/2017	03/31/2017	PDF RTF HTML XLS
10-Q	01/31/2017	12/31/2016	PDF RTF HTML XLS
10-Q	11/10/2016	09/30/2016	PDF RTF HTML XLS
8-K	11/03/2016	10/31/2016	PDF RTF HTML XLS
10-K	09/23/2016	06/30/2016	PDF RTF HTML XLS

10-Q	05/09/2016	03/31/2016	 PDF	 RTF	 HTML	 XLS
10-Q	02/05/2016	12/31/2015	 PDF	 RTF	 HTML	 XLS
10-Q	11/09/2015	09/30/2015	 PDF	 RTF	 HTML	 XLS
10-K/A	09/29/2015	06/30/2015	 PDF	 RTF	 HTML	 XLS
10-K	09/28/2015	06/30/2015	 PDF	 RTF	 HTML	 XLS
10-Q	04/30/2015	03/31/2015	 PDF	 RTF	 HTML	 XLS
10-Q	02/04/2015	12/31/2014	 PDF	 RTF	 HTML	 XLS
10-Q	11/14/2014	09/30/2014	 PDF	 RTF	 HTML	 XLS
10-K	09/26/2014	06/30/2014	 PDF	 RTF	 HTML	 XLS
10-Q	05/07/2014	03/31/2014	 PDF	 RTF	 HTML	 XLS
10-Q	02/10/2014	12/31/2013	 PDF	 RTF	 HTML	 XLS
10-Q	11/13/2013	09/30/2013	 PDF	 RTF	 HTML	 XLS
10-K/A	10/21/2013	06/30/2013	 PDF	 RTF	 HTML	 XLS
10-K	10/15/2013	06/30/2013	 PDF	 RTF	 HTML	 XLS
NT 10-K	10/01/2013	06/30/2013	 PDF	 RTF	 HTML	
10-Q	05/15/2013	03/31/2013	 PDF	 RTF	 HTML	 XLS
10-Q	02/14/2013	12/31/2012	 PDF	 RTF	 HTML	 XLS
10-Q	11/13/2012	09/30/2012	 PDF	 RTF	 HTML	 XLS
10-K	09/24/2012	06/30/2012	 PDF	 RTF	 HTML	 XLS
10-Q	05/09/2012	03/31/2012	 PDF	 RTF	 HTML	 XLS

10-Q	02/14/2012	12/31/2011	 PDF	 RTF	 HTML	 XLS
10-Q	11/10/2011	09/30/2011	 PDF	 RTF	 HTML	 XLS
10-K	09/28/2011	06/30/2011	 PDF	 RTF	 HTML	 XLS
10-Q	05/13/2011	03/31/2011	 PDF	 RTF	 HTML	 XLS
10-Q	02/08/2011	12/31/2010	 PDF	 RTF	 HTML	 XLS
10-Q	11/08/2010	09/30/2010	 PDF	 RTF	 HTML	 XLS
10-K	09/28/2010	06/30/2010	 PDF	 RTF	 HTML	 XLS
10-Q	05/11/2010	03/31/2010	 PDF	 RTF	 HTML	 XLS
10-Q	02/10/2010	12/31/2009	 PDF	 RTF	 HTML	 XLS
10-Q	11/04/2009	09/30/2009	 PDF	 RTF	 HTML	 XLS
8-K/A	10/08/2009	08/10/2009	 PDF	 RTF	 HTML	 XLS
10-K	09/24/2009	06/30/2009	 PDF	 RTF	 HTML	 XLS
8-K	08/11/2009	08/10/2009	 PDF	 RTF	 HTML	 XLS
3	05/21/2009	06/24/2008	 PDF	 RTF	 HTML	 XLS
10-Q	04/30/2009	03/31/2009	 PDF	 RTF	 HTML	 XLS
10-Q	02/04/2009	12/31/2008	 PDF	 RTF	 HTML	 XLS
10-Q	10/30/2008	09/30/2008	 PDF	 RTF	 HTML	 XLS
EFFECT	08/19/2008		 PDF	 RTF	 HTML	
S-1	08/06/2008		 PDF	 RTF	 HTML	 XLS

THANK YOU