



CB Scientific Inc.

(CBSC)



Introduction

CB Scientific, Inc. is a US-based company currently operating here and internationally, positioning itself to be the vanguard for several advanced healthcare opportunities through strategic acquisitions and partnerships. CB Scientific develops and sells Auto Trigger ECG recording devices.



Company Member

Charles Martin

(President, CEO)

Robert Kelley

(Chief Financial Officer)

Zig Lambo

(Audit Committee Member,
Compensation Committee Member)

James E. Ott

(Director, Audit Committee Member,
Compensation Committee Member)

Products & Services

My-CARDIA

Cloud-Based Web Portal

My-Cardia provides a 24 x 7 monitoring service featuring innovative devices and software to simplify 30 day event monitoring for both patients and Physicians.

Features

- 30 Day auto-trigger AF and rate detection
- Single user only, non-reusable device
- Acoustic transmission via mobile or landline
- Smart lead on/off status indication
- 24/7 cloud based service, analysis and reports

Products & Services

My-CAM

Auto-Trigger Loop Event Recorder

Our innovative my Cam ambulatory ECG recorder is extremely small and convenient for patients to wear and use.

Features

- Patient-activated Loop event recorder
- Auto-trigger for capturing asymptomatic events (Tachycardia, Bradycardia, Atrial Fibrillation, Pause)
- Smart Lead on/off status indication reduces false positive recordings
- Acoustic ECG transmission via land line or mobile phone with IOS and Android compatibility
- Single-use device – no need to return the device after monitoring period
- 24/7 monitoring service with cloud-based access to reports from any device

CBSC Acquisition

**My-Cardia
USA**

**My-Cardia
China**

CBSC is expanding nationally into monitoring, testing facilities and services, and has agreements to accelerate this expansion.

CBSC Stock & Finance Status

Reason to Invest in CBSC

- CB Scientific acquired My-Cardia USA and the my-Cam device
- ECG recording devices is a multibillion-dollar industry in world wide.
- CB Scientific has positioned itself to become a significant player internationally.
- The management and significant shareholders acquired control of a publicly trading company.
- Investors should strongly consider CBSC because of their appetite for acquisitions.
- CB Scientific's management has extensive expertise in it's field.
- CBSC already has FDA 510K and CE certification for its products



CBSC Share, Profile & Valuation

COMPANY PROFILE

CB Scientific Inc.

340 State Place
Escondido, California 92029

PHONE

1 888 225-0870

INDUSTRY

Software

SECTOR

Technology

FISCAL YEAR-END

03/2021

REVENUE

\$41.07K

NET INCOME

\$451K

2020 SALES GROWTH

-30.00%

EMPLOYEES

N/A

VALUATION

P/E Current 194.81

P/E Ratio (w/ extraordinary items) N/A

P/E Ratio (w/o extraordinary items) 25.97

Price to Sales Ratio 285.34

Price to Book Ratio N/A

Price to Cash Flow Ratio 33.12

Enterprise Value to EBITDA N/A

Enterprise Value to Sales 285.47

Total Debt to Enterprise Value N/A

Share Efficiency & Liquidity

EFFICIENCY

Revenue/Employee	N/A
Income Per Employee	N/A
Receivables Turnover	7.28
Total Asset Turnover	2.00

LIQUIDITY

Current Ratio	N/A
Quick Ratio	N/A
Cash Ratio	N/A

Share Profitability & Capitalization

PROFITABILITY

Gross Margin	18.77%
Operating Margin	-46.03%
Pretax Margin	1,098.12%
Net Margin	1,098.12%
Return on Assets	2,196.66%
Return on Equity	N/A
Return on Total Capital	N/A
Return on Invested Capital	N/A

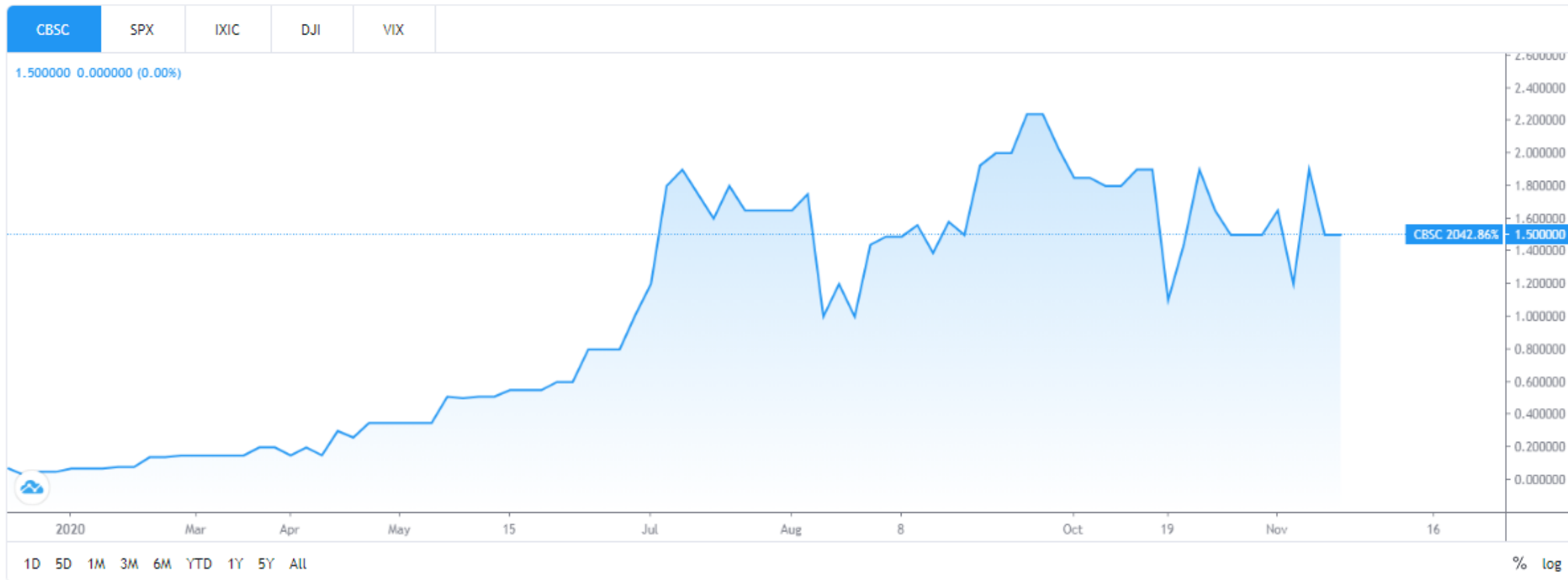
CAPITALIZATION

Total Debt to Total Equity	N/A
Total Debt to Total Capital	N/A
Total Debt to Total Assets	N/A
Long-Term Debt to Equity	N/A
Long-Term Debt to Total Capital	N/A

Cbasc Stock chart

CBSC Stock Chart

[Full-featured chart](#)



Financial Reporting

Reporting Status	Alternative Reporting Standard
Audited Financials	Not Available
Latest Report	06/30/2020 Quarterly Report
CIK	0001022183
Fiscal Year End	3/31

CBSC Financial Status

Valuation & Balance Sheet

Valuation

Market Capitalization	220.5K
Enterprise Value (MRQ)	118.277M
Enterprise Value/EBITDA (TTM)	—
Total Shares Outstanding (MRQ)	147K
Number of Employees	—
Number of Shareholders	188
Price to Earnings Ratio (TTM)	—
Price to Revenue Ratio (TTM)	—
Price to Book (FY)	—
Price to Sales (FY)	2140.0102

Balance Sheet

Quick Ratio (MRQ)	—
Current Ratio (MRQ)	—
Debt to Equity Ratio (MRQ)	0
Net Debt (MRQ)	0
Total Debt (MRQ)	0
Total Assets (MRQ)	17.451M

Operating Metrics, Price History & Dividends

Operating Metrics

Return on Assets (TTM)	21.9666
Return on Equity (TTM)	—
Return on Invested Capital (TTM)	—
Revenue per Employee (TTM)	—

Price History

Average Volume (10 day)	—
1-Year Beta	0.6828
52 Week High	—
52 Week Low	—

Dividends

Dividends Paid (FY)	0
Dividends Yield (FY)	0
Dividends per Share (FY)	—

Margins & Income Statement

Margins

Net Margin (TTM)	—
Gross Margin (TTM)	—
Operating Margin (TTM)	—
Pretax Margin (TTM)	—







Income Statement

Basic EPS (FY)	0.0077
Basic EPS (TTM)	—
EPS Diluted (FY)	0.0077
Net Income (FY)	450.997K
EBITDA (TTM)	—
Gross Profit (MRQ)	7.44K
Gross Profit (FY)	7.707K
Last Year Revenue (FY)	41.07K
Total Revenue (FY)	41.07K
Free Cash Flow (TTM)	—

CBSC Security Details

Share Structure

Share Structure

Market Cap 	119,731,659	11/05/2020
Authorized Shares	150,000,000 	11/03/2020
Outstanding Shares	79,821,106 	11/03/2020
Restricted	77,060,044 	11/03/2020
Unrestricted	2,761,062 	11/03/2020
Held at DTC	901,188 	11/03/2020
Float	2,761,062	06/02/2020
Par Value	No Par Value	

Transfer Agent

ClearTrust, LLC

Shareholders

Shareholders of Record 114

06/02/2020

Corporate Actions

Symbol Changes

ACTION TYPE	EFFECTIVE DATE	SYMBOL	DESCRIPTION
Symbol Change	03/14/2016	CBSC	Symbol change from NXAMD to CBSC

Dividends & Splits

Dividends & Splits

Dividends **Splits**

No dividends

Dividends & Splits

Dividends **Splits**

SPLIT DATE	SPLIT TYPE	SPLIT RATIO	REC DATE	PAY DATE	
02/16/2016	Reverse	1:75	—	—	^

shs decreased by 1 for 75 split

Dividends are not adjusted for stock splits. * Per share ratio for stock dividend.

Displaying 1 of 1 splits

Short Selling Data

Short Selling Data

Short Interest	<u>85</u>	(100%)	09/30/2020
----------------	-----------	--------	------------

Significant Failures to Deliver	No
---------------------------------	----

SECURITY NOTES

Capital Change=shs decreased by 1 for 75 split. Ex-date=02/16/2016.



All | Analysis | SEC Filings | Press Releases

1D

5D

1M

6M

YTD

1Y

5Y

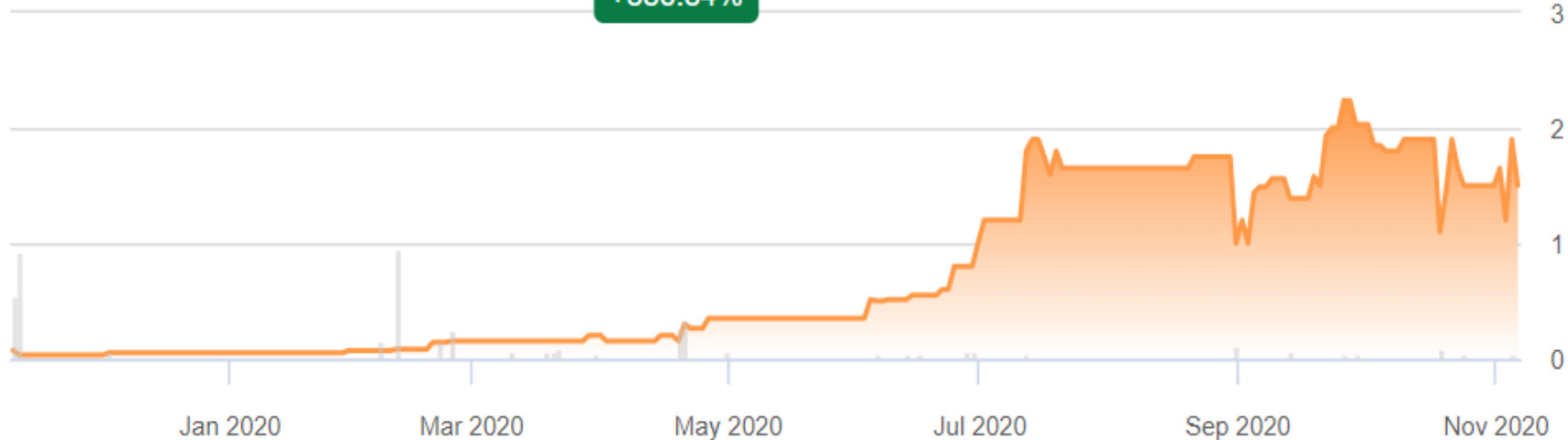
10Y

MAX




Advanced Chart

+886.84%



52 Week Range



Day Range



EPS (TTM) -0.01

PE -

Div Rate (FWD) -

Yield (FWD) -

Short Interest -

Market Cap \$119.73M

Volume 3,100

Marketwatch.com

Compare ▾ Events ▾

Style ▾ Technical Indicators ▾ 1D ▾ Data Table 

Select Tool ▾

O: H: V:
C: L: D:

CBSC

CB SCIENTIFIC INC Last \$1.50 ▼ -0.40 (-21.05%) Volume 1,025





- News ▾
- Guides ▾
- Community ▾
- More ▾

Your Search: **CB Scientific, Inc**

Search

Sort **262** results by **Relevance** | [Date](#)

Refine by **Type**

- Articles (24)
- Blog Posts (2)
- Blog Comments (0)
- Discussions (236)
- Article Comments (0)
- Stock Pitches (0)
- All (262)

[Subscribe to this search term](#)

[Cardiovascular Systems Inc \(CSII\) Q4 2020 Earnings Call Transcript](#)

... Image source: The Motley Fool. Cardiovascular Systems **Inc** (NASDAQ: CSII)Q4 2020 Earnings CallAug 4 ...
August 05, 2020 - by Motley Fool Transcribers - Article

[Customers Bancorp Inc \(CUBI\) Q2 2020 Earnings Call Transcript](#)

... Image source: The Motley Fool. Customers Bancorp **Inc** (NYSE: CUBI)Q2 2020 Earnings CallJul 30, 2020 ...
July 31, 2020 - by Motley Fool Transcribers - Article

[Corbus Pharmaceuticals Holdings, Inc. \(CRBP\) Q2 2020 Earnings Call Transcript](#)

... Image source: The Motley Fool. Corbus Pharmaceuticals Holdings, **Inc.** (NASDAQ: CRBP)Q2 2020 Earnings ...

People

Member	CAPS Rating
CelluliteCream	< 20
Cellulite Creams, Inc.	
Crestview10	< 20
Island Solar Service, Inc.	
Dona11	< 20
McDonald Construction, Inc.	
Greate64	< 20
Honolulu Disposal Service Inc	
Inc11	< 20
Mathias Precision Tree & Landscaping Inc.	

View All Results (100)

CB
Scientific
(PK)
Stock
Price

CBSC

CB Scientific (PK) Stock Price

1.50

↓ -0.40 (-21.05%)

⚡ Upgrade to Real-Time

Market Closed 🌙

Company Name	Stock Ticker Symbol	Market	Type
CB Scientific Inc (PK)	CBSC	OTCMarkets	Common Stock

Price Change	Change Percent	Stock Price	Last Traded ⚠️
↓ -0.40	-21.05%	1.50	16:31:08

Close Price	Low Price	High Price	Open Price	Previous Close
1.50	1.50	1.50	1.50	1.90

Bid Price	Ask Price	Spread	News
1.02	3.07	2.05	-

Stock Trades	Traded Volume	VWAP	Dollar Volume	Average Volume	52 Week Range
5	1,025	\$ 1.50	\$ 1,538	770	0.03 - 2.50

Last Trade Time	Type	Quantity	Stock Price	Currency
15:43:50		600	\$ 1.50	USD

Quote of Cbsc

CBSC

CB Scientific Inc.

Common Stock

1.50 ↓ -0.40
-21.05%

1.31 / 1.50 (1 x 1)

Real-Time Best Bid & Ask: 05:00pm 11/05/2020
Delayed (15 Min) Trade Data: 12:00am 11/05/2020

Overview

Quote

Company Profile

Security Details

News

Financials

Disclosure

Research

OPEN

1.50

DAILY RANGE

1.50 - 1.50

VOLUME

1,025

DIVIDEND

N/A

PREV CLOSE

1.90

52WK RANGE

0.03 - 2.50

AVERAGE VOL (30D)

933

NET DIVIDEND YIELD

N/A

[f Facebook](#)[Twitter](#)[in LinkedIn](#)[Copy Link](#)[+ More](#)[Show Board Information](#)

CB Scientific CBSC Message Board

Board Mod: [Add me as mod](#) Asst Mods:

Last Post: 11/07/2017 3:10:05 PM

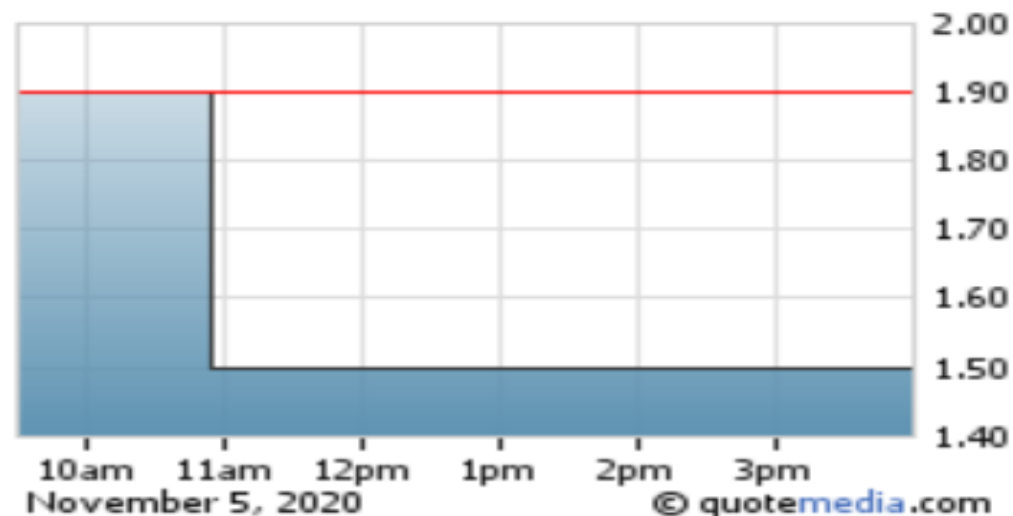
Board Marks: 0

Posts Today: 0

Board Views Today: 1

CB Scientific Inc (CBSC)

Nov 06 5:18 AM EST



Last Price	1.50	Last Trade	11/05/20
Tick	-	Volume	1.03k
Change	▼ -0.40	% Change	-21.05%
Open	1.50	Prev Close	1.90
Day High	1.50	Day Low	1.50
Bid	N/A	Bid Size	N/A
Ask	N/A	Ask Size	N/A
52Wk High	2.50	52Wk Low	0.029999999
E.P.S.	N/A	P/E Ratio	N/A
Ex-Div Date	N/A	Dividend	N/A
Yield	N/A	Shares	57,493,479
Market Cap	86.24m	Exchange	OTCPK

Today 5d 1m 3m 1y 5y 10y



Search for news, symbols or companies



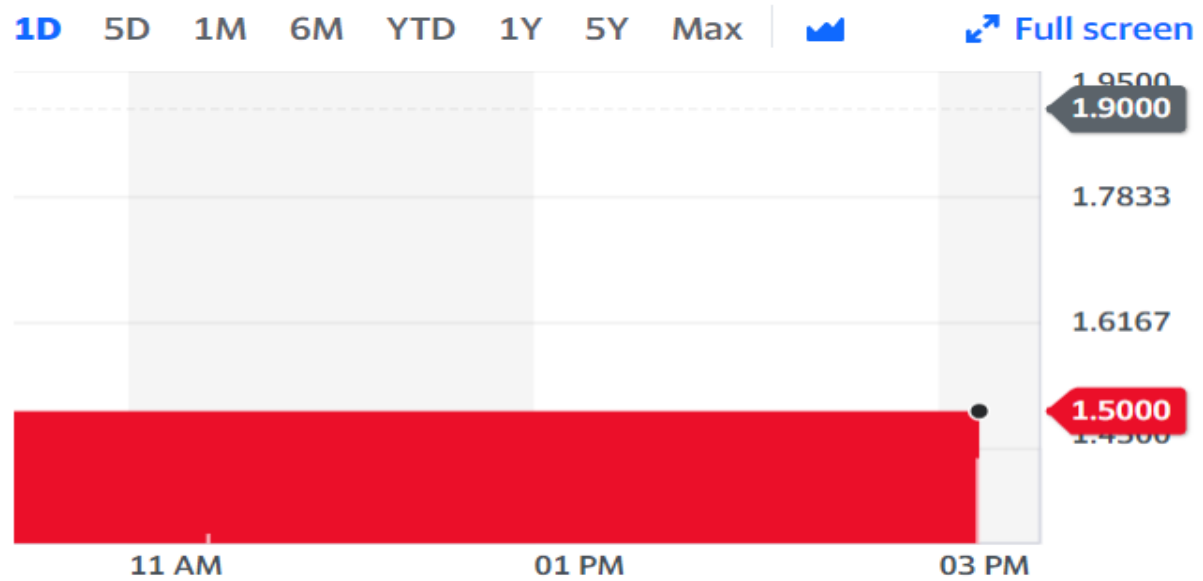
Finance Home 2020 Election Watchlists My Portfolio Screeners Markets News Personal Finance Videos Inc

1.5000 -0.4000 (-21.05%)

At close: 3:43PM EST

Summary Company Outlook Chart Conversations Statistics Historical Data Profile Financials Analysis Options

Previous Close	1.9000	Market Cap	87.89M
Open	1.5000	Beta (5Y Monthly)	-0.55
Bid	0.0000 x 0	PE Ratio (TTM)	N/A
Ask	0.0000 x 0	EPS (TTM)	-0.0110
Day's Range	1.5000 - 1.5000	Earnings Date	N/A
52 Week Range	0.0300 - 2.5000	Forward Dividend & Yield	N/A (N/A)
Volume	1,025	Ex-Dividend Date	N/A
Avg. Volume	767	1y Target Est	N/A



Real-Time Level 2 Quote Display Service

Deliver insight into available liquidity, allowing professional and retail investors to make informed investment decisions. Real-Time Level 2 Quotes, which includes all broker-dealer bid/ask prices and sizes, are displayed on a company's quote page on www.otcmarkets.com and may be integrated on your corporate site via API. Real-Time Level 2 Quote Display Service is available to all OTCQX and OTCQB companies and to subscribing Pink companies.

For new issuers and companies with limited exposure or low trading activity, providing easy investor access to Real-Time Level 2 Quotes can help build investor interest and confidence.

OTCQX and OTCQB companies: No fee

Pink companies: \$3,000 per year

Complete the [OTCIQ Order Form](#) - Application for the OTC Disclosure & News Service and Real-Time Level 2 Quotes

Contact us to learn more about Real-Time Level 2 Quotes.

TRADE DATA

DATE	TIMESTAMP	PRICE	VOLUME	TICK DIRECTION	CHANGE
11/05/2020	15:43:50	1.50	600		0.00
11/05/2020	15:43:46	1.50	100		0.00
11/05/2020	11:54:57	1.50	100		0.00
11/05/2020	10:56:37	1.50	200	▼	-0.40
11/04/2020	13:12:23	1.90	100	▲	0.30
11/04/2020	13:02:56	1.60	325	▼	-0.05
11/04/2020	12:37:09	1.65	900		0.00
11/04/2020	12:35:32	1.65	1,100	▲	0.20
11/04/2020	11:37:54	1.455	600	▲	0.26
11/03/2020	09:41:58	1.20	100	▼	-0.45

SHORT INTEREST

DATE	SHORT INTEREST	% CHANGE	AVG. DAILY SHARE VOL	DAYS TO COVER	SPLIT	NEW ISSUE
09/30/2020	85	100.00	1,277	1	No	No
07/15/2020	257	-53.86	600	1	No	No
06/30/2020	557	100.00	1,405	1	No	No
05/15/2019	75	100.00	12,129	1	No	No
11/30/2018	60	100.00	14,404	1	No	No

Annual Financials for CB Scientific Inc.

Income Statement

Balance Sheet

Cash Flow

Annual

Semi-Annual

Quarterly

	3/31/2020	3/31/2019	3/31/2018	3/31/2017
Revenues				
Total Revenue	41	58	36	32
Cost of Revenue	29	27	13	16
Gross Profit	11	31	23	16
Operating Expenses				
Research and Development	-	-	-	-
Sales, General and Admin	14	47	459	286
Non-Recurring Items	-	-	-	-
Other	3	46	694	99
Total Expenses	18	93	1,154	386
Operating Income	(6)	(62)	(1,131)	(369)
Income from Continuing Operations				
Additional Income / Expense Items	(12)	0	-	-
Earnings Before Interest and Taxes	(6)	(62)	(1,131)	(369)
Interest Expense	-	-	-	-
Earnings Before Tax	450	(62)	(1,131)	(369)
Income Tax	-	-	-	-
Minority Interest	-	-	-	-
Equity Earnings	-	-	-	-
Net Income Cont. Operations	450	(62)	(1,131)	(369)

Non-Recurring Events				
Discontinued Operations	-	-	-	-
Extraordinary Operations	-	-	-	-
Effect of Accounting Changes	-	-	-	-
Net Income	450	(62)	(1,131)	(369)
Key Financial Ratios				
Earnings Per Share	0	0	0	0
Price/Earnings	0	-	-	-
Gross Margin	0.2844	0.5335	0.6415	0.4932
Operating Margin	-0.156	-1.0665	-30.9031	-11.2217

Income Statement

Balance Sheet

Cash Flow

Annual

Semi-Annual

Quarterly

3/31/2020

3/31/2019

3/31/2018

3/31/2017

Assets**Current Assets**

Cash and Cash Equivalents

4

7

4

12

Short Term Investments

-

-

-

-

Net Receivables

0

11

10

6

Inventory

0

13

14

22

Other Current Assets

-

-

-

-

Total Current Assets**4****31****30****42****Long Term Assets**

Long Term Investments

-

-

-

-

Property Plant and Equipment

0

3

5

0

Goodwill

-

-

-

-

Intangible Assets

-

-

-

-

Other Assets

-

-

-

-

Deferred Long Term Asset Charges

-

-

-

-

Total Assets**5****35****60****67**

Liabilities				
Current Liabilities				
Accounts Payable	0	711	760	339
Short Term and Current Long Term Debt	-	-	-	-
Other Liabilities	-	-	-	-
Total Current Liabilities	0	1,067	1,274	585
Long Term Liabilities				
Long Term Debt	-	-	-	-
Other Liabilities	-	-	-	-
Deferred Long Term Liability Charges	-	-	-	-
Minority Interest	-	-	-	-
Total Liabilities	0	1,067	1,274	585
Stockholders' Equity				
Preferred Stock	10	10	10	10
Common Stock	58	58	58	57
Retained Earnings	(499)	(1,536)	(1,718)	(586)
Treasury Stock	-	-	-	-
Capital Surplus	435	435	435	1
Other Stockholder Equity	-	-	-	-
Total Stockholder Equity	5	(1,031)	(1,213)	(518)
Total Liabilities and Stockholders' Equity	5	35	60	67
Net Tangible Assets	4	(1,032)	(1,238)	(542)

Annual

Semi-Annual





















Quarterly

	3/31/2020	3/31/2019	3/31/2018	3/31/2017
Operating Activities				
Net Income	450	(62)	(1,131)	(369)
Depreciation	3	1	2	0
Adjustments to Net Income	-	-	-	-
Changes in Liabilities	(125)	(363)	349	317
Changes in Accounts Receivables	11	(0)	(1)	7
Changes in Inventories	13	1	18	(2)
Changes in Other Operating Activities	24	1	16	5
Total Cash Flow From Operating Activities	353	(265)	(761)	(62)
Investing Activities				
Capital Expenditures	-	-	-	-
Investments	-	-	-	-
Other Cash Flows From Investing Activities	0	24	(6)	(0)
Total Cash Flow From Investing Activities	0	24	(6)	(0)
Financing Activities				
Dividends Paid	-	-	-	-
Sale/Purchase of Stock	-	-	880	0
Net Borrowings	-	-	-	-
Other Cash Flows From Financing Activities	0	0	-	-
Total Cash Flow From Financing Activities	(356)	244	967	75
Effect of Exchange Rate Changes	-	-	-	-
Change in Cash and Cash Equivalents	(3)	2	199	12

SEC Filings for CB Scientific Inc.

SEC Filings

FORM TYPE	RECEIVED ▼	PERIOD END DATE	REPORT
1-A-W	08/09/2019		PDF RTF HTML
SEC STAFF	07/15/2019		PDF RTF HTML
1-A/A	07/10/2019		PDF RTF HTML XLS
1-A/A	06/10/2019		PDF RTF HTML XLS
1-A/A	05/08/2019		PDF RTF HTML XLS
1-A/A	04/03/2019		PDF RTF HTML XLS
1-Z	04/02/2019		PDF RTF HTML
1-A	03/05/2019		PDF RTF HTML XLS
QUALIF	11/22/2016		PDF RTF HTML
1-A/A	11/14/2016		PDF RTF HTML XLS
1-A/A	11/08/2016		PDF RTF HTML XLS
1-A/A	11/01/2016		PDF RTF HTML XLS
1-A	10/04/2016		PDF RTF HTML XLS
8-K	04/06/2016	04/06/2016	PDF RTF HTML XLS
8-K	02/17/2016	02/16/2016	PDF RTF HTML XLS

<u>15-12G</u>	01/18/2007		 PDF	 RTF	 HTML	 XLS
<u>NT 10-Q</u>	11/15/2000	09/30/2000	 PDF	 RTF	 HTML	 XLS
<u>10SB12G/A</u>	09/15/2000		 PDF	 RTF	 HTML	 XLS
<u>10SB12G/A</u>	08/14/2000		 PDF	 RTF	 HTML	 XLS
<u>10SB12G</u>	07/06/2000		 PDF	 RTF	 HTML	 XLS
REGDEX	01/12/1999		Paper only			
REGDEX	06/04/1998		Paper only			
REGDEX	10/28/1997		Paper only			
REGDEX	09/15/1997		Paper only			
REGDEX	08/27/1996		Paper only			

Filings and Disclosure

OTC Disclosure & News

DATE	TITLE	TYPE
06/08/2020	Notice of Change in Substantial Holder Interest - Change in Control	Notice of Change in Substantial Holder Interest

PUBLISH DATE	TITLE	PERIOD END DATE	STATUS
11/04/2020	Supplemental Information - Entry into Material Definitive Agreement for Acquisition of Datrix, LLC	11/04/2020	A
09/09/2020	Supplemental Information - Commencement of Market Awareness and Investor Relations Program	09/09/2020	A
08/26/2020	Officer/Director Disclosure - Management and Director Changes	08/26/2020	A
08/19/2020	Quarterly Report - Quarterly Report	06/30/2020	A
08/14/2020	Notification of Late Filing - For the Quarter ended 6/30/2020	06/30/2020	A
07/14/2020	Attorney Letter with Respect to Current Information - Amended #2	03/31/2020	A
07/13/2020	Supplemental Information - Entry into Material Definitive Agreement	07/13/2020	A
07/08/2020	Attorney Letter with Respect to Current Information - Attorney Letter with Respect to Current Information	03/31/2020	A
07/07/2020	Annual Report - Annual Report	03/31/2020	A
06/30/2020	Attorney Letter with Respect to Current Information - Attorney Letter with Respect to Current Information	12/31/2019	A

06/17/2020	<u>Quarterly Report - Quarterly Report - Amendment # 2</u>	12/31/2019	A
06/17/2020	<u>Quarterly Report - Quarterly Report - Amendment # 2</u>	09/30/2019	A
06/17/2020	<u>Quarterly Report - Quarterly Report - Amendment # 2</u>	06/30/2019	A
06/15/2020	<u>Annual Report - Annual Report Amendment #2</u>	03/31/2019	A
06/11/2020	<u>Quarterly Report - Quarterly Report - Amendment # 1</u>	12/31/2019	A
06/11/2020	<u>Quarterly Report - Quarterly Report - Amendment # 1</u>	09/30/2019	A
06/11/2020	<u>Quarterly Report - Quarterly Report - Amendment # 1</u>	06/30/2019	A
06/08/2020	<u>Notice of Change in Substantial Holder Interest - Change in Control</u>	03/31/2020	A
06/06/2020	<u>Attorney Letter with Respect to Current Information - Attorney Letter with Respect to Current Information</u>	03/31/2019	A
06/06/2020	<u>Annual Report - Annual Report</u>	03/31/2019	A

06/04/2020	Quarterly Report - Quarterly Financial Report	12/31/2019	A
06/04/2020	Management Discussion and Analysis - Management Discussion and Analysis	12/31/2019	A
06/04/2020	Management Discussion and Analysis - Management Discussion and Analysis	09/30/2019	A
06/04/2020	Quarterly Report - Quarterly Financial Report	09/30/2019	A
06/04/2020	Management Discussion and Analysis - Management Discussion and Analysis	06/30/2019	A
06/04/2020	Quarterly Report - Quarterly Financial Report	06/30/2019	A
06/04/2020	Management Discussion and Analysis - Management Discussion and Analysis	03/31/2019	A
06/04/2020	Management Discussion and Analysis - Manganement Discussion and Analysis	12/31/2018	A
06/04/2020	Quarterly Report - Quarterly Financial Report	12/31/2018	A
11/14/2018	Quarterly Report - Quarterly Report	09/30/2018	A
11/14/2018	Quarterly Report - Quarterly Information and Disclosure Statement	09/30/2018	A
08/30/2018	Quarterly Report - Quarterly Information & Disclosure Statement	06/30/2018	A
08/30/2018	Officer/Director Disclosure - Officer/Director Disclosure	06/30/2018	A
08/27/2018	Quarterly Report - Quarterly Report	06/30/2018	A
07/20/2018	Officer/Director Disclosure - Officer/Director Disclosure	06/30/2018	A
07/20/2018	Officer/Director Disclosure - Officer/Director Disclosure	06/30/2018	A
07/10/2018	Attorney Letter with Respect to Current Information - Attorney Letter for Current Information period 6/30/17	03/31/2018	A
07/06/2018	Annual Report - Annual Report Information Statement	03/31/2018	A
07/06/2018	Annual Report - Annual Report	03/31/2018	A
06/03/2018	Officer/Director Disclosure - Officer/Director Disclosure	05/31/2018	A

02/20/2018	Quarterly Report - Quarterly Report Disclosure	12/31/2017	A
02/20/2018	Quarterly Report - Quarterly Report Information Statement	12/31/2017	A
02/14/2018	Notification of Late Filing - Late filing	12/31/2017	A
11/22/2017	Quarterly Report - Quarterly Report Disclosure	09/30/2017	A
11/14/2017	Notification of Late Filing - Late filing	09/30/2017	A
11/14/2017	Quarterly Report - Quarterly Information & Disclosure Statement	09/30/2017	A
09/13/2017	Quarterly Report - Quarterly Information & Disclosure Statement	06/30/2017	A
08/30/2017	Quarterly Report - June 30, 2017 Quarterly Report	06/30/2017	A
08/17/2017	Attorney Letter with Respect to Current Information - Attorney Letter With respect to Current Information	03/31/2017	A
07/10/2017	Annual Report - 2017 Annual Report	03/31/2017	A
07/05/2017	Annual Report - Information Statement	03/31/2017	A
02/28/2017	Quarterly Report - Quarterly Information & Disclosure Statement	12/31/2016	A
02/24/2017	Quarterly Report - December 2016 Quarterly Report	12/31/2016	A
02/17/2017	Quarterly Report - Quarterly Report	09/30/2016	A
08/18/2016	Quarterly Report - Quarterly Information and Disclosure Statement	06/30/2015	A
08/17/2016	Quarterly Report - June 30, 2016	06/30/2016	A
04/20/2016	Attorney Letter with Respect to Current Information - Attorney Letter With Respect to Current Information CBSC	03/31/2016	A
04/08/2016	Annual Report - Financial Statement	03/31/2016	A
04/08/2016	Annual Report - Information Statement	03/31/2016	A
03/13/2016	Quarterly Report - Information Statement	12/31/2015	A

OTC Disclosure & News Service

CB Scientific, Inc. (CBSC) Announces the Launch of My-Cardia ECG Products and Services in Thailand

Press Release | 10/08/2020

CB Scientific, Inc. (CBSC) Announces Completion of Asset Purchase Agreement and Commencement of Its ECG Monitoring Business Press Release | 09/22/2020

Apotheca Biosciences (PCFP) & CB Scientific Joint Venture to Market Hemp CBD Infused Energy & Chill Drinks Under Brands DAVA & Magic Dragon High Press Release | 10/08/2018

Dr. Paul Carney Joins Biotica Pharmaceuticals as Neurologist Consultant and Scientific Advisor Press Release | 01/03/2018

CB Scientific's (CBSC) R & D Focuses on Opioid Crisis, a National Public Health Emergency Press Release | 10/31/2017

CB Scientific's (CBSC) R & D Focuses on Opioid Crisis, a National Public Health Emergency Press Release | 10/31/2017

CB Scientific (CBSC) Secures the Intellectual Patent Rights for Pain-Patch™, a Cannabinoid Pain Alleviation Technology

Press Release | 09/12/2017

CB Scientific (CBSC) Completing the Prototyping of Pain-Patch -- a Major Breakthrough in Cannabinoid Pain Alleviation Technology Press Release | 06/21/2017

CB Scientific's (CBSC) CannaRAPID an Effective Intervention for Opioid Drug Addiction Patients -- Every Year Close to 28,000 People Die From an Opioid-Related Overdose in America Press Release | 05/23/2017

CB Scientific (CBSC) is Launching CannaRAPID, a Novel Sublingual Product for Precise Cannabinoid Dosing -- Optimized with Nanotechnology and Tissue Permeation Enhancing Molecules for Faster Absorption Press Release | 05/15/2017

CB Scientific (CBSC) Develops Cannabinoid Delivery Technologies: CannaRAPID(TM), CannaNASAL(TM) & CannaDERME(TM) for Precise & Controlled Release of Cannabinoid Compounds to Various Patient Groups [Press Release | 04/17/2017](#)

CB Scientific (CBSC) Purchases Marutronics LLC, Inventor of Medical Cannabis Delivery Device -- CB Scientific to Manufacture Proprietary Thermo-Responsive Cannabinoid Delivery Device for Global Delivery [Press Release | 03/13/2017](#)

CB Scientific (CBSC) Pleased to Announce the Company is Current with OTC Markets [Press Release | 03/02/2017](#)

CB Scientific (CBSC) Provides Fast Marijuana Test for Police & Military [Press Release | 04/06/2016](#)

CB Scientific, Inc. (CBSC) Announces the Launch of My-Cardia ECG Products and Services in Thailand

GlobeNewswire | 10/08/2020

CB Scientific, Inc. (CBSC) Announces Completion of Asset Purchase Agreement and Commencement of Its ECG Monitoring Business

GlobeNewswire | 09/22/2020

CB Scientific, Inc. (CBSC) Announces the Launch of My-Cardia ECG Products and Services in Thailand

Mango Wellness Co., Ltd. and My Cardia Thailand Co., Ltd. to begin exclusive distribution of CB Scientific's FDA & CE-cleared EKG products to an expansive private and government hospital network

ESCONDIDO, Calif., Oct. 08, 2020 (GLOBE NEWSWIRE) -- via Network Wire -- CB Scientific, Inc. (OTC:CBSC) ("CBSC" or the "Company"), a provider of innovative products and services for the ambulatory noninvasive cardiac monitoring space, announces today the targeted start of cardiac lab services operations in the country of Thailand through the Company's exclusive authorized distributor, Mango Wellness Co., Ltd. (MWC) and My Cardia Thailand Co., Ltd. (MCT), beginning Oct. 29, 2020.

Under terms of the distribution agreement, Mango Wellness Co., Ltd. and My Cardia Thailand Co., Ltd. will be the exclusive distributor for CBSC's proprietary FDA and CE-cleared EKG my-Cam Cardiac Event Monitor, the interactive cloud-based My-Cardia acquisition software, and the associated smartphone apps for both iOS and Android platforms in Thailand. The My-Cardia product line is designed specifically for the Remote Cardiac Ambulatory ECG market to help in the detection of abnormal heart rhythms while providing improved compliance for the patient, as well as more timely, convenient and accurate information for the physician.

"Mango Wellness and My Cardia Thailand is committed to providing and delivering the best wellness and healthcare ECG services to more than 1,300 private and government hospitals in Thailand to assist our healthcare providers and physicians in early detection and diagnosis of a patient's abnormal cardiac rhythm," said Joe Chan, executive director for Mango Wellness and My Cardia Thailand. "With a total population of 69 million people in Thailand, where cardiovascular disease has increased steadily over the past decade and is now the major leading cause of death in our country, this clearly indicates the critical need for innovative diagnostic products and services like these in Thailand. Offering the My-Cardia line of Ambulatory ECG devices and software will provide an alternative monitoring choice for our customers to improve the earlier detection of problematic cardiac rhythms which will help to improve patients' lives."

Charles Martin, CBSC CEO, added, "Mango Wellness and My Cardia Thailand is a great partner for the distribution of our products and services in Thailand. They have the reputation and clinical experience there to help make our My-Cardia products a market leader in their country. This launch, together with the upcoming targeted distribution start-ups in Malaysia and Singapore in the coming months and our continued work towards NMPA (National Medical Products Administration, formerly CFDA) certification in China, will go a long way towards helping our company establish a solid footprint in the Ambulatory noninvasive ECG monitoring market in Asia."

The distribution agreement may be expanded with additional products and territories in the future. Financial terms of the agreement were not disclosed.

CB Scientific plans to make further announcements to keep its shareholders, industry participants and the public markets informed through press releases and regulatory filings as new developments occur.

CB Scientific Inc.

Contact Information:

340 State Place
Escondido, CA 92029
Telephone number:
(888) 225-0870

Emails:

General inquires: info@cbscientificinc.com
Investor Inquiries: investor@cbscientificinc.com

Company Website and Social Media Outlets:

[CB Scientific website](#), [Twitter](#), [Facebook](#), [Instagram](#) and [LinkedIn](#)

Mango Wellness Co., Ltd./My Cardia Thailand Co., Ltd.

Contact Information:

Mango Wellness Co., Ltd.

Glas Haus Building, Level P, Unit PO1

1 Sukhumvit 25, North Klongtoey

Wattana, Bangkok, Thailand 10110

My Cardia Thailand Co., Ltd.

190 Sutthisan Road, Intersection 1

Ratchadaphisek, Dindaeng

Bangkok, Thailand 10400

Telephone number:

+66 (0) 21015576 – Mango Wellness

+66 (0) 971566481 – My Cardia Thailand

Emails:

General inquires: info@mangowellnessthailand.com

info@mycardiathailand.com

Company Website and Social Media Outlets:

[Mango Wellness Thailand website](#), [Twitter](#), [Facebook](#), [Instagram](#) and [YouTube](#)

[My-Cardia Thailand website](#), [Facebook](#) and [YouTube](#)

This information disclosure may contain forward-looking statements covered within the meaning of the Private Securities Litigation Act of 1995. These forward-looking statements relate to, among other things, plans and timing for the introduction or enhancement of our services and products, statements about future market conditions, supply and demand conditions, and other expectations, intentions and plans contained in this press release that are not historical fact and involve risks and uncertainties. Our expectations regarding future revenues depend upon our ability to develop and supply products and services that we may not produce today and that meet defined specifications. When used in this press release, the words “plan,” “expect,” “believe,” and similar expressions generally identify forward-looking statements. These statements reflect our current expectations. They are subject to a number of risks and uncertainties, including, but not limited to, changes in technology and changes in pervasive markets. This release includes forward-looking statements within the meaning of Section 27A of the Securities Act of 1933 and Section 27E of the Securities Act of 1934. Statements contained in this release that are not historical facts may be deemed to be forward-looking statements. Investors are cautioned that forward-looking statements are inherently uncertain. Actual performance and results may differ materially from that projected or suggested herein due to certain risks and uncertainties including, without limitation, ability to obtain financing and regulatory and shareholder approval for anticipated actions.

Wire Service Contact:

NetworkWire (NW)

New York, New York

www.NetworkWire.com

212.418.1217 Office

Editor@NetworkWire.com

Contact Details

Contact: 888-225-0870

Email ID: info@cbscientificinc.com

Website: www.cbscientificinc.com





Thank You